

Distr.
RESTRICTED

TD/B/COM.1/EM.21/CRP.1
3 July 2003

Original: ENGLISH

TRADE AND DEVELOPMENT BOARD
Commission on Trade in Goods and Services, and Commodities
Expert Meeting on Definitions and Dimensions of Environmental
Goods and Services in Trade and Development
Geneva, 9-11 July 2003
Item 3 of the provisional agenda

Non-edited version

**ENVIRONMENTAL GOODS:
TRADE STATISTICS OF DEVELOPING COUNTRIES**

Environmental Goods: Trade Statistics of Developing Countries

Contents

| | |
|---|-----------|
| I. INTRODUCTION | 2 |
| A. Defining environmental goods | 2 |
| B. The OECD and APEC lists of environmental goods..... | 3 |
| II. TRADE IN ENVIRONMENTAL GOODS ON THE OECD AND APEC LISTS | 4 |
| A. Principal limitations and methods..... | 4 |
| B. Trade patterns..... | 6 |
| III. TRADE IN ENVIRONMENTALLY PREFERABLE PRODUCTS | 9 |
| IV. TARIFFS ON ENVIRONMENTAL GOODS | 11 |
| FIGURES AND TABLES | 12 |
| ANNEXES | 33 |
| Annex 1: Year 2000 trade data of individual countries for the OECD, APEC and O+A lists..... | 35 |
| Annex 2: Top trade balances by country & good in 2000 for goods on the O+A list | 43 |
| Annex 3: Top exports & imports by country & good from 1997-2001 for goods on the O+A list | 51 |
| REFERENCES..... | 66 |

I. INTRODUCTION

1. The present conference room paper supplements the analysis contained in TD/B/COM.1/EM.21 with a statistical overview of trade in selected environmental goods from 1996 through 2001. Special focus is given to examining the trade patterns of developing countries.

A. Defining environmental goods

2. There is no agreed definition of “environmental goods”. Such goods generally fall into one of two categories. The first category includes raw and manufactured industrial goods used to provide an environmental service such as wastewater treatment, solid waste management, air pollution control, etc. These goods, which include a wide variety of industrial products such as valves, pumps and compressors, can be specifically employed for environmental purposes. The second category of environmental goods includes both industrial and consumer goods whose production, end-use and/or disposal have reduced negative, or potentially positive, environmental impacts relative to a substitute good providing similar function and utility.¹ These latter goods are generally employed for primary purposes other than environmental, and, for instance, may include items such as chlorine-free

¹ Yet another concept of environmental goods are products derived from biodiversity.

paper, energy-efficient office machines, organic soaps, natural fiber packaging, or floor covering materials. Such goods, sometimes referred to as environmentally preferable products (EPPs), have inherent environmentally superior qualities compared to substitute goods (UNCTAD, 1995). The tree diagram in Figure 1 presents a summary of criteria that can be used to identify environmental goods, and provides examples of goods meeting these criteria.

B. The OECD and APEC lists of environmental goods

3. In recent years, several governments, intergovernmental organizations, industry research groups and other nongovernmental organizations have begun efforts to identify and classify environmental goods. Among these efforts, the classification work of the Organisation for Economic Cooperation and Development (OECD) and the Asia Pacific Economic Cooperation Secretariat (APEC) have attracted particular attention.

4. The OECD has classified the environmental sector as the set of “firms producing goods and services capable of measuring, preventing, limiting or correcting environmental damage such as pollution of water, air, soil, as well as waste and noise-related problems” (OECD, 1996). Based on this definition, the OECD categorized environmental management functions, and defined a corresponding list of 164 goods providing these functions.² This list was later adopted by OECD Member States to collect, compare and consolidate consistent economic data on the sector (OECD, 1999). As a preliminary effort subject to revision, the OECD emphasizes that its list of environmental goods is illustrative rather than definitive (OECD, 2001).

5. The OECD list contains those goods needed to support environmental services including sewage and water treatment services, waste disposal services, cleaning and maintenance of public property, and sanitation services, as well as other environment-related services such as eco-tourism and services to enhance resource-efficiency in industrial and natural resource based production activities. The list includes goods spanning 132 6-digit Harmonized Commodity Description and Coding System (HS) codes.³ Of these, 25 are minerals and chemicals used in water and waste treatment, and in renewable energy systems, and 97 are manufactures that serve as components of the systems and infrastructure used to provide environmental services. Also included in the list are some environmentally sound technologies⁴ (ESTs), such as integrated turn-key pollution prevention systems and cleaner/resource efficient systems (e.g., fuel cells, electric transportation vehicles and fluidized bed combustion), however there exist no HS codes to classify these technologies in the form of integrated capital goods,⁵ and thus their trade is not tracked by internationally reported national trade flows at the 6-digit HS level (OECD, 2003).

6. Separately from the OECD effort, in order to advance voluntary liberalization of environmental goods by its Member States, in 1998 APEC assembled and published a list of 109 environmental goods (APEC, 2001).⁶ The APEC list of environmental goods spans 104

² See: List of environmental goods, WTO Doc. TN/TE/W/18, WTO, Geneva.

³ In addition, for several of the environmental goods identified by the OECD there is no corresponding HS classification.

⁴ Also referred to as ‘clean technologies’. For a full discussion of ESTs, see United Nations, Commission on Sustainable Development, Transfer of environmentally sound technologies, cooperation and capacity-building, Report of the Secretary-General, UN Document No. E/CN.17/1995/17, 1995, New York.

⁵ Some of the components of these technologies fall under HS headings not already included in the OECD list.

⁶ See: List of environmental goods, WTO Doc. TN/TE/W/18, WTO, Geneva.

HS codes, with 44 goods on the APEC list qualified by ex-heading specifications (i.e., providing descriptive product details at a higher level of desegregation than the international or common 6-digit HS level).⁷

7. A comparison of the APEC and OECD lists of environmental goods reveals similarities – both lists share a common set of environmental functions for which they seek to define goods and the two lists have 54 goods in common – and differences – 50 (68) goods on the APEC (OECD) list do not appear on the OECD (APEC) list (OECD, 2003). Differences in the composition of the two lists are significant; minerals and chemicals for water/waste treatment are exclusive to the OECD list, while the APEC list includes a relatively more extensive set of goods needed for environmental monitoring and assessment. These differences are discernable from the combined OECD and APEC lists of goods organized by the functions and services that each good supports, that is presented in Table 1.

8. The OECD list contains a large number of EPPs, whereas the APEC list contains a more limited number. Research on EPPs dating back to 1995 (UNCTAD, 1995) has proposed a wide range of natural and traditional knowledge based goods as EPPs (GoI, 2003). Within the context of WTO negotiations, governments have begun to table specific proposals for various other EPPs to be included as environmental goods.⁸ As with the broader OECD and APEC lists of environmental goods, the feasibility and benefits of including EPPs as environmental goods for the purposes of trade negotiations remains to be adequately explored.

II. TRADE IN ENVIRONMENTAL GOODS ON THE OECD AND APEC LISTS

A. Principal limitations and methods

9. There are inherent difficulties in measuring trade in goods used to support environmental services.⁹ These arise from lack of an agreed definition of environmental goods, incompleteness in reported trade data, limitations in the Harmonized System nomenclature for the classification of environmental goods, and the fact that many environmental goods have multiple end-uses, only one of which may be environmental.

10. The Harmonized System used to classify internationally traded goods does not, in most cases, identify environmental goods at the 6-digit level. Multiple products classified under a common 6-digit code, of which only one, or a subset, are considered as environmental goods, may thus pose an administrative difficulty for tariff liberalization for some countries applying tariffs at the 6-digit level. Although some goods, for example, water purification equipment, are uniquely defined at the 6-digit level, many others, such as trash compacting machines, and plastic films and strainers, are not. Analyses of trade data at the 6-digit level permit accurate measurements of trade flows for the former, however trade flows

⁷ For example, the APEC list includes only the ex-heading item waste incinerators of heading HS 841780 for industrial or laboratory furnaces and ovens.

⁸ The Government of Japan has recently proposed a wide-ranging group of energy efficient home and office products as environmental goods in the WTO. See Government of Japan, Market Access for Non-Agricultural Products, Communication from Japan, WTO Document No. TN/MA/W/15 & TN/TE/W/17. Additionally, the Government of Qatar has proposed that combined-cycle gas turbine power generation technologies as environmental goods in the WTO. See Negotiations on Environmental Goods: Efficient, lower-carbon and pollutant-emitting fuels and technologies, Submission by the State of Qatar, WTO Document No. TN/TE/W/19 and TN/MA/W/24.

⁹ See OECD, 2003 for a full discussion.

for the latter typically represent only a small fraction of international trade flows identifiable at the 6-digit HS level.

11. A specific example to show how limited the “environmental good” fraction of trade can be at a 6-digit HS level is illustrative. The OECD list includes trash compactors as an environmental good under the environmental group “pollution management” and functional classification “solid waste management”. However, HS code 847989 (other machines, nes, having individual functions) encompasses a range of machines of which trash compactors are only a minority subset (one of many ex-heading items). Isolating trade flows in trash compactors requires national trade data beyond the 6-digit level. Using such data from the United States, which is publicly available, shows that for the US, trash compactors are specified at the 8-digit level as item 84798955. In 2000, US import data indicated that imports of trash compactors represented less than 1 per cent of total imports under the 6-digit HS code 847989. This is an extreme, yet illustrative, demonstration that for many proposed environmental goods that are ex-heading items, trade flows at the 6-digit HS level may grossly overestimate trade of the underlying environmental good. It also suggests that trade liberalization of environmental goods associated with tariff reductions at the 6-digit HS level may extend far beyond targeted environmental goods (one of several ex-heading items) to a range of non-environmental goods (other ex-heading items).

12. For environmental goods which represent only a subset of the 6-digit HS code used to classify them, computations of trade flows at the 6-digit level will overestimate the trade for environmental purposes. Moreover, should countries seek to limit tariff liberalization strictly to environmental goods, they may need to assess whether it is either desirable or feasible to specify environmental goods beyond the international 6-digit HS level in order to avoid trade liberalization in related yet non-environmental goods.¹⁰

13. Many environmental goods are intermediate products – such as chemicals, filters, pumps, valves, turbines, chemicals, meters, lasers, spectrometers, etc – that have multiple end-uses. Environmental goods therefore include a wide range of multiple-use products for which there are various non-environmental end-uses.

14. A detailed analysis, based on work undertaken by the Tata Energy Research Institute (TERI), and recently published by the Government of India (GoI, 2003), emphasizes that there are multiple end-uses for most of the goods on the APEC list. For example, the GoI report finds that conveyers (HS 842833) are not used exclusively for solid waste management, but rather, more generally, they have end-uses in a wide range of industrial applications. On the other hand, the environmental benefits of some goods on the OECD and APEC lists are not affected by multiple-use, for example, silencers and exhaust pipes for motor vehicles (HS 870892) and fluorescent lamps (HS 853931) provide the respective benefits of noise reduction and reduced energy consumption whenever they are used.

15. Data on the final end-use of traded goods is not recorded and cannot be systematically attained for analytical purposes. For environmental goods affected by multiple-use, computations of trade flows thus overestimate the trade in these goods that is for environmental purposes. Multiple-use may be an important issue for countries which are interested in providing preferential treatment to goods when they are used for environmental purposes, but do not favor providing such treatment to the same goods when used for non-environmental purposes. Should multiple-use be an issue of concern, negotiators may also

¹⁰ The World Customs Organization could develop special codes for environmental goods.

need to decide how to set tariffs on environmental goods when such goods are used for non-environmental purposes.

16. Analyses of trade flows for environmental goods are thus confronted by fundamental uncertainties. This suggests that analyses of trade statistics serve only to trace, rather than accurately measure, trade in environmental goods. In general, due to the effects of broad HS classifications and multiple-use for many environmental goods, estimated trade flows for this group of goods will necessarily be inflated.

17. A “back-of-the-envelope” estimate of how inflated the trade figures may be is helpful. While the size of the global environmental goods and services industry is referenced by UNCTAD to be 550 \$b (UNCTAD, 2003), it is generally believed that 50 to 75 percent of this figure is associated with environmental services. Therefore, the size of the global market for environmental goods would be in the range of 140-225 \$b. This figure represents the sum of domestic sales and exports. Even if as much as 50 per cent of environmental goods enter international markets, world trade in EG should not exceed 70 to 140 \$b. By contrast, the size of the global market for traded environmental goods inferred from analyses of trade data (Table 2; see below), which are necessarily inflated for the reasons outlined above, is in the order of 220 \$b and 245 \$b for goods contained in the APEC and OECD lists respectively. This suggests that analyses of trade data at the 6-digit level may significantly overestimate trade in environmental goods.

B. Trade patterns

18. While there is no agreed definition of environmental goods, the lists of such goods formulated by the OECD and APEC have been circulated within the WTO by developed country WTO members to potentially serve as a starting point – to be elaborated with both additions and deletions, including possibly through a periodic review process – for negotiations on trade liberalization of environmental goods. In this paper, these lists are used as an entry point for analyses of trade patterns in environmental goods at the regional and country levels. These analyses can be used by negotiators to assess the potential implications of future trade liberalization for environmental goods.

19. Trade patterns in environmental goods can be revealed using nationally reported data on trade in goods that is readily available for most countries. Once a set of environmental goods is specified, estimates of trade in environmental goods can be made using national trade flows; for example, those reported to the United Nations according to the 1996 6-digit HS system. Using the World Bank/UNCTAD World Integrated Trade Solution (WITS) application (World Bank, 2001) and nationally reported trade data from the United Nations’ Comtrade database (Comtrade, 2003), and defining environmental goods as those in the OECD and APEC lists of environmental goods, trade flows of environmental goods can be analyzed.

20. Trade flows between developed and developing countries for the set of goods on either the OECD or APEC lists (herein referred to as the O+A list) from 1996 through 2001 indicate the size of the global market for traded goods on the O+A list to be about 290 \$b (as mentioned above in paragraph 17, this figure is inflated). Trade data show an overall negative, although improving, balance of trade for developing countries’ trade in these goods with the rest of the world. For the aggregate set of all goods (at the 6 digit HS level) on the O+A list, developed countries were net exporters, and developing countries net importers, of environmental goods. However, underlying this situation are increases in developing country exports of environmental goods. As shown in Figure 2, the ratio of developing country

exports to imports rose from 0.36 in 1996 to 0.52 in 2001, with a corresponding decline in the same figure for developed countries from 1.39 in 1996 to 1.25 in 2001.

21. A snapshot of regional trade positions in 2000 for the OECD, APEC and O+A lists is presented in Figure 3 and Table 2. The charts in Figure 3 indicate that developed countries dominate both the import and export markets for environmental goods on the O+A list. The developing countries' share of the global export market for environmental goods in 2000 was only 16 per cent, while their share of global imports was 32 per cent. Data in Table 2 show developed countries have the strongest trade positions, particularly Japan and the developed countries of Europe. Among developing countries, those in Asia dominate trade in these goods (accounting for about 3/4 of total trade by developing countries), while developing countries in Africa and least developed countries (LDCs) have the weakest trade positions. Specifically, in 2000, exports of O+A listed goods from Africa amounted to only 240 \$m (less than one per cent of the global market), while exports from LDCs was only 71 \$m.

22. The data in Table 2 also show, that for all regions, the value of aggregate imports of environmental goods contained in the three lists represent only about 3-6 per cent of aggregate imports of manufactured goods. This suggests that, despite the fact that both the OECD and APEC lists contain a wide range of manufactured goods, trade liberalization of environmental goods based on these lists would only affect a small portion of developing countries' current imports, and an even smaller portion of their current exports, of manufactures.

23. When data is analyzed to uncover intra- and inter-regional trade patterns, the importance of intra-regional exports for developing countries as well as imports from developed country regions in proximity is revealed. For example, exports from Latin America and the Caribbean are predominantly to the United States and Canada, and those from Africa flow mostly to Developed and Eastern Europe. These tendencies are apparent from the graphs in Figure 4 (data in Table 3). It is notable that regional levels of South-South trade in the Asian and Latin American regions are relatively high, suggesting there may be a potential for increased South-South trade in environmental goods.

24. Developing countries continue to rely on developed countries as their principal source of environmental good imports (see Figure 5). In 2000, about 82 per cent of developing countries' environmental good imports originated in developed countries, however, as demonstrated above, this dependence is decreasing. Nevertheless, developing country export flows to other developing countries remains substantial at 42 per cent mostly attributable to trade between developing countries in Asia. At much lower levels, Africa and Latin America and the Caribbean are also engaged in South-South trade, and like Asia, this trade is primarily of a local intra-regional nature. At the same time, developing country exports are predominantly directed to the closest developed country markets (see Figure 4).

25. Analyses of individual products trade flows shows, that in 2000, developing countries as a group were net exporters for 26 of the 182 goods on the O+A list:¹¹

Goods on the O+A list for which developing countries (as a group) were net exporters in 2000 include: household & toilet articles of plastic, electrical machines and apparatus with one function, articles of cast iron, methanol, office machines, electric space heating and soil

¹¹ It is apparent that many of these goods have multiple uses. Experts could assess the extent to which each is used for environmental purposes.

heating apparatus, fluorescent lamps, mats and screens of vegetable materials, instantaneous or storage non-electric water heaters, thermometers, pyrometers, cans < 50 liters, multiple walled insulating units of glass, ethanol, activated carbon, hand brooms, articles of cement or concrete, tanks and vats > 300 liters, lead monoxide, weighing machines of capacity <30 kg, laminated fabrics, positive displacement pumps, hydrated lime, woven pile & chenille fabrics of other textile materials.

Moreover, disaggregated trade data for individual developing countries (see Annexes 2 and 3; described below), many have positive trade balances for a wider range of goods than for developing countries as a group.

26. There are also many goods on the O+A list for which developing countries as a group are net importers, however, individual developing countries are net exporters.¹² This is evident from the table presented in Annex 2, which lists the top 5 trade balances by country¹³ and product for goods on the O+A list in 2000.

27. When trade statistics are analyzed at the country level and compared, substantial differences in the levels of trade in environmental goods are discernable. An examination of exports by individual countries in Figure 6 shows the top twenty-five developing country exporters of O+A listed environmental goods in 2000. China, Mexico, Singapore, Republic of Korea and Malaysia were the top five exporters of O+A listed environmental goods. These data further indicate that exports from the top nine exporting countries represented 90 per cent of total developing country exports in that year.

28. The top twenty environmental good exports of developing countries are presented in Figure 7. Exports of these goods represent 68 per cent of total developing country exports for the O+A list. The top four exported goods alone account for 30 per cent of total developing country exports for the O+A list. The top twenty environmental good imports of developing countries are presented in Figure 8. Imports of these twenty goods represent 64 per cent of total developing country imports for the O+A list. The top four imported goods alone account for 30 per cent of total developing country imports for the O+A list. Both figures show trade in goods at the 6-digit level.

29. It is significant that most of the goods comprising developing countries' top environmental good exports are also among their top environmental good imports. There are several possible reasons for this coincidence between exports and imports of similar goods, including intra-industry trade; significantly broad HS product classifications, each comprising many differentiable traded goods; significant South-South trade with exports and imports of the same goods by different developing countries.

30. The table in Annex 1 presents aggregate trade data of individual countries for the OECD, APEC and O+A lists. It is immediately apparent from the table that, systematically, relative to corresponding values of imports, individual developing countries' exports are generally lower for the APEC list than for the OECD list. This is reflected in the predominantly lower (higher) export-to-import ratios for the APEC (OECD) list for developing countries. This is largely due to the absence of chemical products on the APEC list – for which developing countries are among the major exporters – and the greater proportion of monitoring and analysis equipment – for which developed countries are the

¹² UNCTAD can provide detailed information to interested countries.

¹³ For reporting developing countries with trade data available on the UN Comtrade database for at least one of the years from 1997 to 2001.

dominant exporters – relative to other manufactured goods on the APEC list. For this reason, most of the top trade balances for the O+A list are for goods on the OECD list.

31. As shown in Figure 9, these country data indicate that there is significant dispersion in countries' export propensities (i.e., export-to-import ratios) relative to the average for developing countries. Countries with the highest ratios, above the developing country average, are China, Singapore, Mexico, Brazil and Georgia – largely based on their exports of manufactures – and Guinea, Trinidad and Tobago, Jamaica, based on their exports of chemical products.

32. In many cases, goods with the top trade balances (Annex 2) are not countries' most traded goods. Therefore, in the table of Annex 3, the top 5 imports and exports of goods on the O+A list are presented for individual developing countries.¹⁴ Very few of goods for which individual countries exhibit net trade surpluses appear among their top exported goods. Exports of chemicals and minerals – such as ethanol, methanol, limestone, aluminum hydroxide, activated carbon, etc. – from those few countries with relevant resource endowments are clearly visible exceptions. Moreover, although for developing countries as a group (see Figures 8 and 9) top exports and imports span many of the same goods, this is not commonly observed to be the case for individual countries. The exception being for trade in broad product classifications, particularly 'other' items trade by industrializing developing countries.

III. TRADE IN ENVIRONMENTALLY PREFERABLE PRODUCTS

33. Definitions of environmental goods may also include EPPs supplied to industrial and consumer markets. Although businesses and consumers may distinguish between like products based on environmental characteristics related to processes and production methods (PPMs), the WTO multilateral trading system does not permit Member States to differentiate among 'like products' based solely on differences in their PPMs. However, WTO trade rules do allow Member States to differentiate between products based on their product and disposal characteristics as these relate to the environment.

34. The market potential of EPPs has grown significantly in response to consumers' increased environmental awareness and concern. Some EPPs, such as organic agricultural products or recycled paper, are attractive to certain consumers who perceive that they have been produced in an environmentally preferable way, while others, such as natural soaps and detergents, are sought for their environmentally preferable product and disposal characteristics. Industry is also a growing source of demand for EPPs in the areas of energy and resource efficient products, such as energy efficient office machines/lighting and renewable energy fuels/systems, and environmentally benign intermediate goods such as CFC-free refrigerants and biodegradable natural fibers used for packaging.

A. Renewable energy and energy-efficiency related goods

35. One EPP class of products that could be more fully elaborated would be goods incorporated into renewable/clean energy technologies that generate final energy from renewable resources and/or through low-emission intensity processes. Relative to conventional power generation technologies, these technologies have lowered negative impacts on environmental systems since, on an equivalent final energy output basis, they emit less CO₂, CO, SO₂, NO_x, particulates and other pollutants into the atmosphere. Based on their

¹⁴ *ibid* 13.

lowered environmental impact during operation (i.e., end-use) renewable/clean energy technologies may be recognized as environmental goods. By consequence, the component goods required to construct renewable/clean energy technologies may also be recognized as environmental goods. Table 4 presents a summary of such goods that are included on the OECD or APEC lists, and Figure 10 (page 26) summarizes exports and imports of these goods from developing countries as a group.

36. An analysis of trade data for the goods listed in Table 4 indicates a small trade surplus for developing countries as a group. Moreover, as shown in Table 5, 13 of the top 20 developing country exporters for this list have positive trade balances. Even when chemicals on the list are excluded, four of these countries – Malaysia, Thailand, Philippines and Argentina – maintain a trade surplus.

B. Natural fibers, dyes, soaps and other natural products

37. UNCTAD (2000, 2001) has identified categories of products which can potentially be considered as EPPs, although not necessarily in the context of WTO trade negotiations. These include:

- (i) Organic products
- (ii) Certified timber products
- (iii) Non-timber forest products
- (iv) Natural resource- or biological-material-based products based on traditional knowledge

In addition, products made from natural fibers may also be considered as EPPs (GoI, 2003).

38. For illustrative purposes, this section examines trade data for products which may qualify as EPPs based on their environmental impacts of consumption and disposal characteristics; i.e., not based on their process and production methods. This list (herein referred to as the EPP list), presented in Table 6, contains natural fibers, dyes, soaps, and other natural products including non-timber forest products.

39. Trade flows between developed and developing countries for the set of goods on the EPP list from 1996 through 2001 shows a positive and stable balance of trade for developing countries' trade in these goods with the world. For the aggregate set of all goods on the EPP list (see Figure 11), developed countries were net importers, and developing countries net exporters.

40. A snapshot of regional trade positions in 2000 for the EPP list is presented in Figure 12. As with goods on the OECD and APEC lists, the charts indicate that developed countries dominate both the import and export markets for environmental goods on the EPP list, however developing countries benefited from a trade surplus for the aggregate set of EPP list goods in 2000; their share of the global export market for these environmental goods was 38 per cent while their share of global imports was only 30 per cent. Moreover, developed countries, particularly the developed countries of Europe, and developing countries of Asia have the strongest trade positions, while developing countries in Africa appear to have the weakest trade positions, for the goods on the EPP list.

IV. TARIFFS ON ENVIRONMENTAL GOODS

41. Trade barriers in environmental goods primarily take the form of import tariffs in destination markets.¹⁵ An examination of average applied *ad-valorem* tariff rates for these goods in Figures 13 and 14 show clear distinctions between average developed and developing countries' applications of tariffs on environmental goods on the O+A and EPP lists; both rates are uniformly lower in developed countries.¹⁶ This difference is significant. In 2001, the applied *ad-valorem* tariff rates of developed countries – averaged over all countries and over the full O+A list of goods – was less than 1 per cent, while the same figure for developing countries was almost 10 per cent. This magnitudes and differences in rates applied by developed and developing countries are not unique to the O+A list, rather, they are similar to the tariff rates applied by developed and developing countries to manufactured goods more generally (WTO, 2003).

42. For the indicative EPP list of goods in Table 6, the difference in rates is greater. In 2000, the average developed country tariff rate was about 1 per cent, although for developing countries this rate approached 19 per cent.

43. The data in Figure 13 show a more or less consistent trend towards tariff reduction on the O+A list of goods in both developed and developing countries over the past decade. While developed countries have lowered their applied rates on these goods to levels under bindings assumed in the Uruguay Round, developing countries, which bound tariffs for very few manufactured goods, have reduced their applied rates unilaterally. The average bound rate on O+A listed goods remains relatively high, however average applied rates are considerably lower than bound ceilings. For example, although the average bound rate of developing countries for goods on the O+A list can range from 30 – 40 per cent, their average applied rate in 2000 for the entire list was approximately 10 per cent.

44. The evolution of applied rates on the EPP list is different from that of the O+A list (see Figure 14). After falling from 1996 to 1999, the average trade-weighted applied rate in developing countries rose from 11.5 per cent to almost 19 per cent between 1999 and 2001.

45. Multilateral trade liberalization in environmental goods would require developing countries to reduce bound tariff rates, and currently applied rates to the extent they might exceed new bindings, on a set of agreed environmental goods. Partial and general equilibrium modelling of the economic effects of tariff reduction may be helpful in assisting developing countries to assess the trade and environment benefits, as well as the costs, of trade liberalization. Model scenarios that provide mutually supportive net trade and environment benefits, not only for developed, but also for developing countries, could be identified to guide negotiations.

¹⁵ Also important are non-tariff barriers to trade in environmental goods, which have not been reviewed by this study.

¹⁶ Rates for individual countries may vary considerably from the average. Applied rates for the O+A list of some developing countries (e.g., Costa Rica, Jamaica and Malaysia) are as low as those of developed countries.

FIGURES AND TABLES

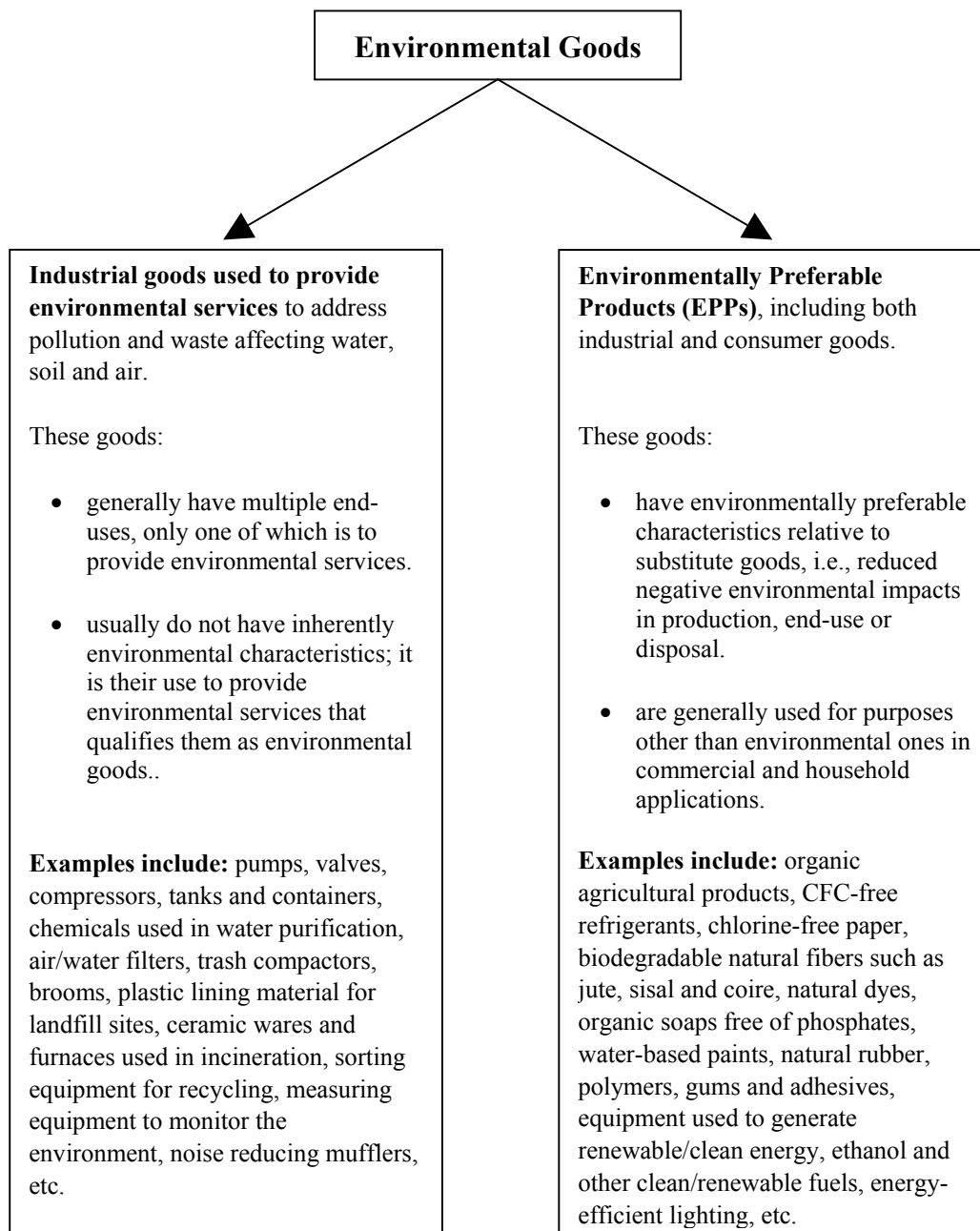


Figure 1: Criteria to identify broad types of environmental goods and examples of goods meeting these criteria.

Combined OECD and APEC list of Environmental Goods

A. POLLUTION MANAGEMENT

1. Air pollution control

| | |
|--|----------------|
| 841410, 841430, 841440, 841480, 841490, 842139, 842199, 252100, 252220 | 840410, 840420 |
| 281610, 842139, 842199, 842139, 842199, 701990, 841960, 841989, 842139 | 840510, 841459 |
| 842199, 841780, 842139, 842199, 851410, 851420, 851430, 851490, 842490 | |

2. Wastewater management

| | |
|--|--------|
| 841430, 841440, 841480, 841490, 252100, 252220, 280110, 281410, 281511, 281512 | 460120 |
| 281610, 281830, 282010, 282090, 282410, 283210, 283220, 283510, 283521, 283822 | 560314 |
| 283523, 283524, 283525, 283526, 283529, 380210, 842121, 842129, 842199, 842119 | 591190 |
| 842191, 842121, 842129, 842199, 392690, 842121, 842129, 842199, 580190, 730900 | 842833 |
| 731010, 731021, 731029, 841000, 841011, 841012, 841013, 841090, 841780, 842381 | 843680 |
| 842382, 842389, 842490, 851410, 851420, 851430, 851490, 732510, 841320, 841350 | 847990 |
| 841360, 841370, 841381, 848110, 848130, 848140, 848180, 902610, 902620 | |

3. Solid waste management

| | |
|---|--------|
| 681099, 780600, 851629, 901320, 392490, 960310, 960350, 980390, 392020, 842220, | 846291 |
| 847439, 847982, 847989, 841780, 841790, 851410, 851420, 851430, 851490 | 847290 |
| | 850590 |

4. Remediation and cleanup

| | |
|------------------------|----------------|
| 851629, 901320, 854389 | 230210, 890710 |
| | 890790 |

5. Noise and vibration abatement

840991, 840999, 870892

6. Environmental monitoring, analysis and assessment

| | |
|--------------------------------|--|
| 902511, 902519, 902580, 902680 | 690210, 690220, 690290, 690310, 690320, 690390, 690919 |
| 902690, 902710, 902720, 902730 | 701710, 701720, 701790, 841940, 901540, 901580, 901590 |
| 902740, 902750, 902780, 902790 | 902229, 902290, 902590, 902830, 902890, 903020, 903031 |
| 903010, 903149, 903180, 903220 | 903039, 903083, 903089, 903090, 903110, 903120, 903130 |
| 903281, 903289, 903210 | 903190, 903290, 903300 |

B. CLEANER TECHNOLOGIES AND PRODUCTS

1. Cleaner/resource efficient technologies and processes

847410, 847432

2. Cleaner/resource efficient products

280110, 320910, 320990

C. RESOURCES MANAGEMENT GROUP

1. Indoor air pollution control

2. Water supply

280110, 220100, 285100, 391400

3. Recycled materials

4. Renewable energy plant

841911, 841919, 854140, 290511, 220710

850231

5. Heat/energy savings and management

381500, 700800, 701990, 841950, 841990, 853931, 902810, 902820, 903210

6. Sustainable agriculture and fisheries

7. Sustainable forestry

8. Natural risk management

9. Eco-tourism

10. Other

Table 1: The combined OECD and APEC list of environmental goods organized by the environmental function or service that they support. The goods are presented by their 6-digit HS codes and sorted by environmental management functions defined by the OECD. Some codes appear in more than one functional category. HS codes in the shaded region at the right are for those goods in the APEC list which do not otherwise appear in the OECD list. Some goods on the OECD list have no HS classification, and thus do not appear in the table. (Source: WTO, 2002, which contains both the complete OECD and APEC lists).

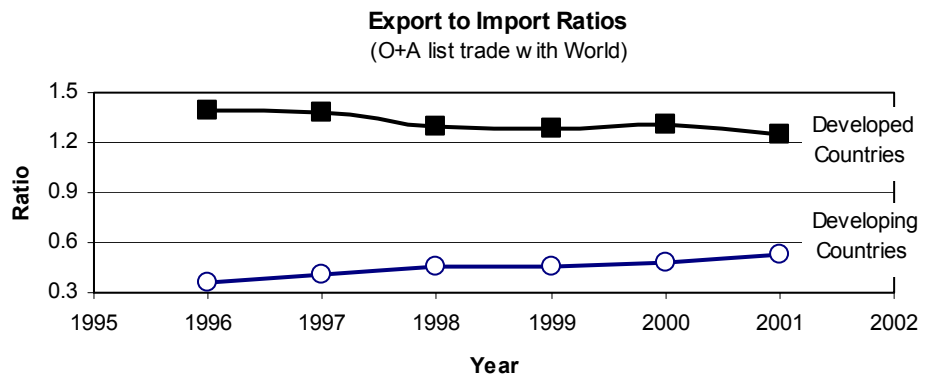
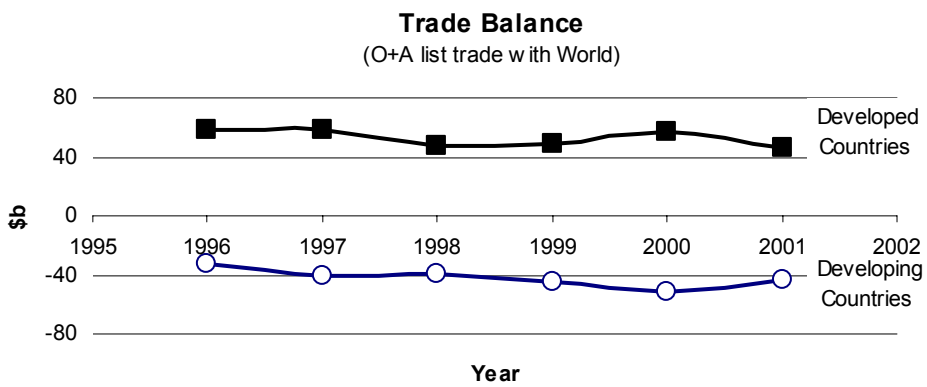
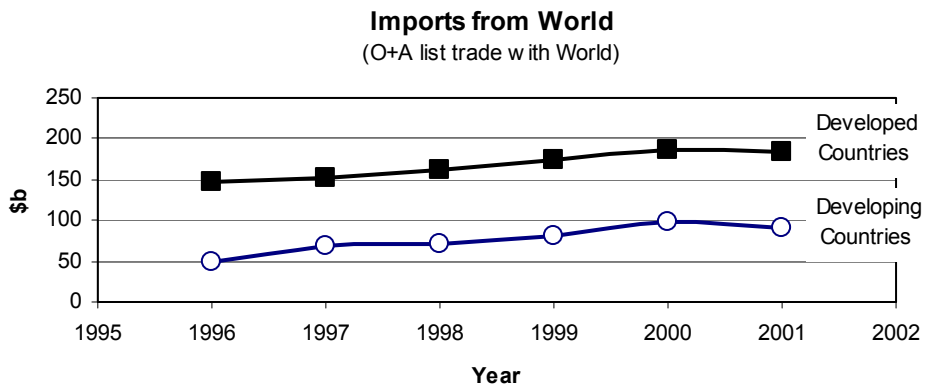
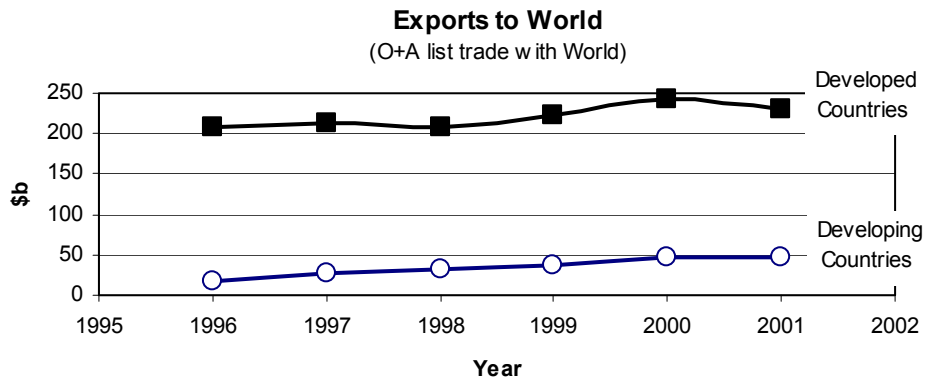


Figure 2: Total exports, imports, trade balance, and export-to-import ratio for environmental goods on the O+A list for developed and developing countries.

Regional trade data for the APEC, OECD and combined O+A lists

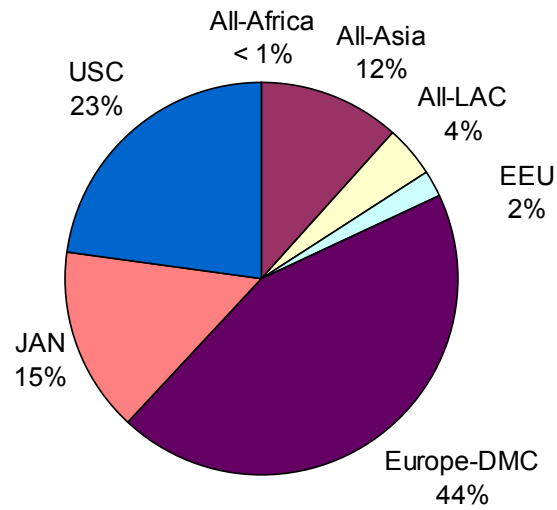
All data are for the year 2000

Trade flow values are in thousands of \$US

| Region | EG List | Exports (X) | % of Mfg Exports | Imports (M) | % of Mfg Imports | Trade balance (X-M) | Export-to-Import ratio (X/M) |
|---|-----------------|--------------------|------------------|--------------------|------------------|---------------------|------------------------------|
| Developed Countries | Alist | 184,881,821 | 5 | 132,681,532 | 3 | 52,200,289 | 1.39 |
| | Olist | 197,434,081 | 6 | 154,800,354 | 4 | 42,633,726 | 1.28 |
| | O+A list | 242,686,267 | 7 | 185,788,313 | 5 | 56,897,954 | 1.31 |
| Developed Europe | Alist | 93,314,578 | 4 | 71,669,459 | 3 | 21,645,119 | 1.30 |
| | Olist | 106,482,739 | 5 | 84,473,974 | 4 | 22,008,765 | 1.26 |
| | O+A list | 129,525,990 | 6 | 101,575,949 | 5 | 27,950,041 | 1.28 |
| Japan, Australia and New Zealand | Alist | 36,682,741 | 7 | 14,136,242 | 4 | 22,546,499 | 2.59 |
| | Olist | 35,979,358 | 7 | 15,025,104 | 4 | 20,954,253 | 2.39 |
| | O+A list | 44,219,278 | 9 | 18,697,585 | 5 | 25,521,693 | 2.36 |
| United States and Canada | Alist | 53,577,149 | 6 | 45,988,747 | 3 | 7,588,402 | 1.17 |
| | Olist | 53,880,148 | 6 | 54,671,800 | 4 | -791,652 | 0.99 |
| | O+A list | 67,550,511 | 7 | 64,589,991 | 5 | 2,960,520 | 1.05 |
| Developing Countries | Alist | 32,396,704 | 2 | 75,972,500 | 5 | -43,575,796 | 0.43 |
| | Olist | 39,898,581 | 2 | 82,460,983 | 5 | -42,562,402 | 0.48 |
| | O+A list | 47,109,797 | 3 | 98,920,339 | 6 | -51,810,542 | 0.48 |
| Africa | Alist | 78,965 | 0 | 1,176,420 | 3 | -1,097,455 | 0.07 |
| | Olist | 212,749 | 0 | 1,575,121 | 5 | -1,362,372 | 0.14 |
| | O+A list | 239,944 | 0 | 1,893,660 | 6 | -1,653,715 | 0.13 |
| Asia | Alist | 23,946,488 | 2 | 55,434,074 | 5 | -31,487,586 | 0.43 |
| | Olist | 27,938,882 | 2 | 58,527,554 | 5 | -30,588,672 | 0.48 |
| | O+A list | 34,040,163 | 3 | 71,362,991 | 6 | -37,322,828 | 0.48 |
| Latin America and the Caribbean | Alist | 8,275,907 | 3 | 18,211,465 | 6 | -9,935,559 | 0.45 |
| | Olist | 11,482,704 | 4 | 20,720,060 | 6 | -9,237,355 | 0.55 |
| | O+A list | 12,526,613 | 5 | 23,704,079 | 7 | -11,177,466 | 0.53 |
| Least Developed Countries | Alist | 5,337 | 0 | 190,849 | 3 | -185,512 | 0.03 |
| | Olist | 67,324 | 3 | 248,521 | 4 | -181,197 | 0.27 |
| | O+A list | 70,854 | 3 | 293,090 | 4 | -222,235 | 0.24 |
| Countries with Economies in Transition | Alist | 3,701,271 | 2 | 9,450,227 | 5 | -5,748,956 | 0.39 |
| | Olist | 5,458,746 | 3 | 11,051,842 | 6 | -5,593,096 | 0.49 |
| | O+A list | 6,548,834 | 3 | 12,840,246 | 7 | -6,291,412 | 0.51 |
| World | Alist | 220,979,796 | 4 | 218,104,259 | 4 | 0 | 1 |
| | Olist | 242,791,407 | 4 | 248,313,179 | 5 | 0 | 1 |
| | O+A list | 296,344,898 | 5 | 297,548,899 | 5 | 0 | 1 |

Table 2: Total exports, imports, trade balance and export-to-import ratio for environmental goods on the O+A list for developed and developing country regions.

O+A-list Exports in 2000 (% of world total: 290 \$b)



O+A-list Imports in 2000 (% of world total: 290 \$b)

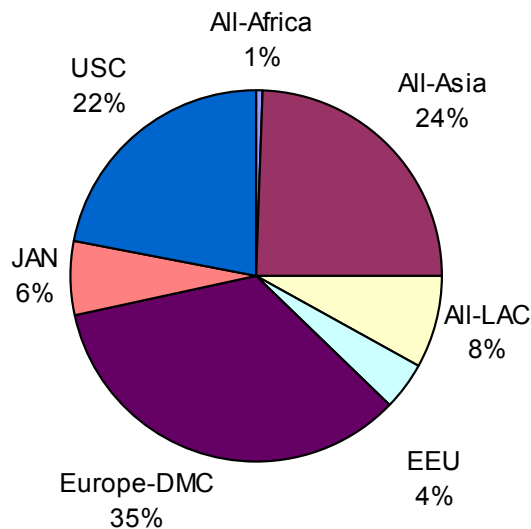
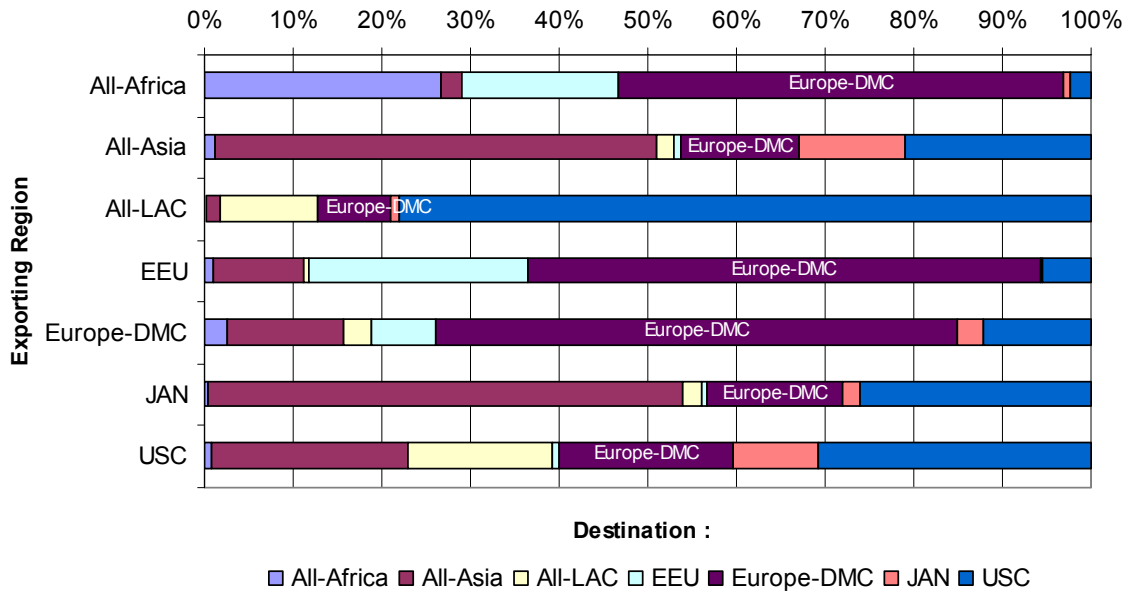


Figure 3: Regional shares of global market for environmental goods on the O+A list. Abbreviations are as follows: All-Africa, All-Asia, and All-LAC includes all developing countries in Africa, Asia and Pacific, and Latin America and the Caribbean respectively. EEU includes countries in Eastern Europe with economies in transition. Europe DMC includes the developed countries in Western Europe. JAN includes Japan, Australia and New Zealand. USC includes the United States and Canada.

O+A list Export Flows in 2000

% of Regions' O+A list Exports



O+A list Import Flows in 2000

% of Regions' O+A list Imports

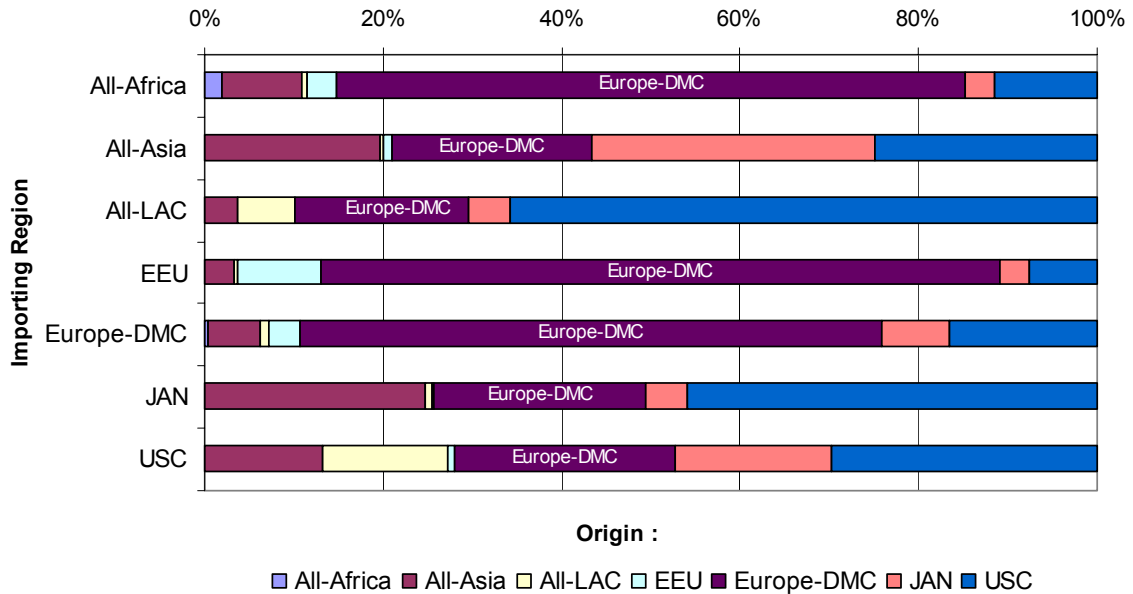


Figure 4: Intra- and inter-regional trade flows for environmental goods on the O+A list. Abbreviations are as follows: All-Africa, All-Asia, and All-LAC includes all developing countries in Africa, Asia and Pacific, and Latin America and the Caribbean respectively. EEU includes countries in Eastern Europe with economies in transition. Europe DMC includes the developed countries in Western Europe. JAN includes Japan, Australia and New Zealand. USC includes the United States and Canada. (Tabular data is reproduced in Table 3).

O+A list Export Flows in 2000
Value of Regions' O+A list Imports

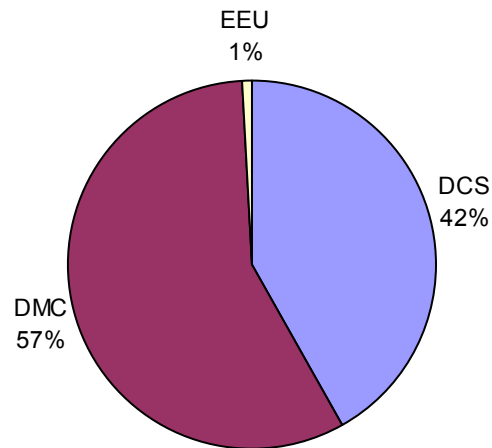
| O+A list trade in 2000 (US\$ thousands) | | Importing Regions (Partners) | | | | | | | Total |
|--|--------------|------------------------------|-------------------|-------------------|-------------------|--------------------|-------------------|-------------------|--------------------|
| | | All-Africa | All-Asia | All-LAC | EEU | Europe-DMC | JAN | USC | |
| Exporting Region (Reporters) | All-Africa | 56,643 | 4,634 | 0 | 37,436 | 106,321 | 1,761 | 4,886 | 211,681 |
| | All-Asia | 407,700 | 16,616,736 | 651,190 | 291,282 | 4,418,331 | 3,984,351 | 7,036,075 | 33,405,665 |
| | All-LAC | 28,479 | 198,319 | 1,333,240 | 20,861 | 1,002,111 | 125,827 | 9,617,885 | 12,326,722 |
| | EEU | 64,372 | 668,705 | 40,874 | 1,609,001 | 3,781,002 | 18,611 | 359,265 | 6,541,831 |
| | Europe-DMC | 3,159,692 | 16,635,043 | 3,946,212 | 9,229,328 | 74,373,759 | 3,806,487 | 15,368,266 | 126,518,787 |
| | JAN | 156,246 | 23,519,009 | 933,355 | 233,165 | 6,760,785 | 829,615 | 11,452,950 | 43,885,124 |
| | USC | 535,146 | 14,689,029 | 10,739,305 | 480,448 | 12,957,229 | 6,323,430 | 20,376,688 | 66,101,276 |
| | Total | 4,408,277 | 72,331,474 | 17,644,176 | 11,901,521 | 103,399,538 | 15,090,083 | 64,216,017 | 288,991,086 |

O+A list Import Flows in 2000
Value of Regions' O+A list Imports

| O+A list trade in 2000 (US\$ thousands) | | Exporting Regions (Partners) | | | | | | | Total |
|--|--------------|------------------------------|-------------------|-------------------|------------------|--------------------|-------------------|-------------------|--------------------|
| | | All-Africa | All-Asia | All-LAC | EEU | Europe-DMC | JAN | USC | |
| Importing Region (Reporters) | All-Africa | 33,156 | 150,864 | 9,363 | 54,924 | 1,188,859 | 53,353 | 194,917 | 1,685,437 |
| | All-Asia | 25,698 | 13,929,334 | 250,366 | 592,610 | 15,848,042 | 22,434,373 | 17,651,287 | 70,731,711 |
| | All-LAC | 1,746 | 886,378 | 1,466,772 | 39,700 | 4,525,232 | 1,101,017 | 15,436,713 | 23,457,557 |
| | EEU | 1,263 | 424,701 | 50,652 | 1,202,743 | 9,758,856 | 412,602 | 981,379 | 12,832,196 |
| | Europe-DMC | 363,235 | 5,876,019 | 1,048,775 | 3,528,673 | 65,338,225 | 7,491,338 | 16,671,412 | 100,317,676 |
| | JAN | 1,962 | 4,515,107 | 150,113 | 28,363 | 4,367,263 | 866,361 | 8,407,654 | 18,336,823 |
| | USC | 14,934 | 8,391,539 | 8,965,147 | 459,793 | 15,824,388 | 11,115,220 | 19,035,640 | 63,806,662 |
| | Total | 441,993 | 34,173,942 | 11,941,190 | 5,906,806 | 116,850,865 | 43,474,265 | 78,379,002 | 291,168,062 |

Table 3: Data tables for the graphs in Figure 4. Intra- and inter-regional trade flows for environmental goods on the O+A list. Abbreviations are as follows: All-Africa, All-Asia, and All-LAC includes all developing countries in Africa, Asia and Pacific, and Latin America and the Caribbean respectively. EEU includes countries in Eastern Europe with economies in transition. Europe DMC includes the developed countries in Western Europe. JAN includes Japan, Australia and New Zealand. USC includes the United States and Canada.

Developing Country O+A-list Exports by Destination in 2000



Developing Country O+A-list Imports by Origin in 2000

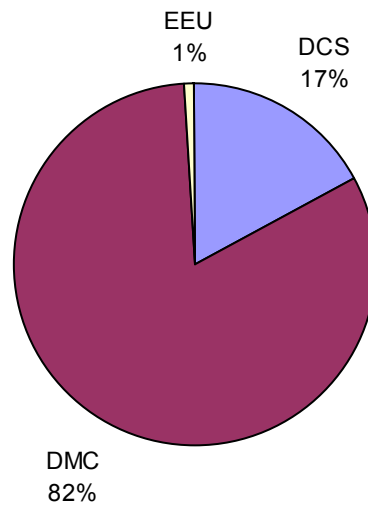


Figure 5: Top chart is the origin of developing country imports of O+A listed goods, and bottom chart the destination of developing country exports of O+A listed goods. Abbreviations are as follows: DCS is the group of all developing countries, EEU is the group of all countries in Eastern Europe with economies in transition, and DMC is the group of all developed countries.

**Top Environmental Good Exporting Developing Countries in 2000
O+A list**

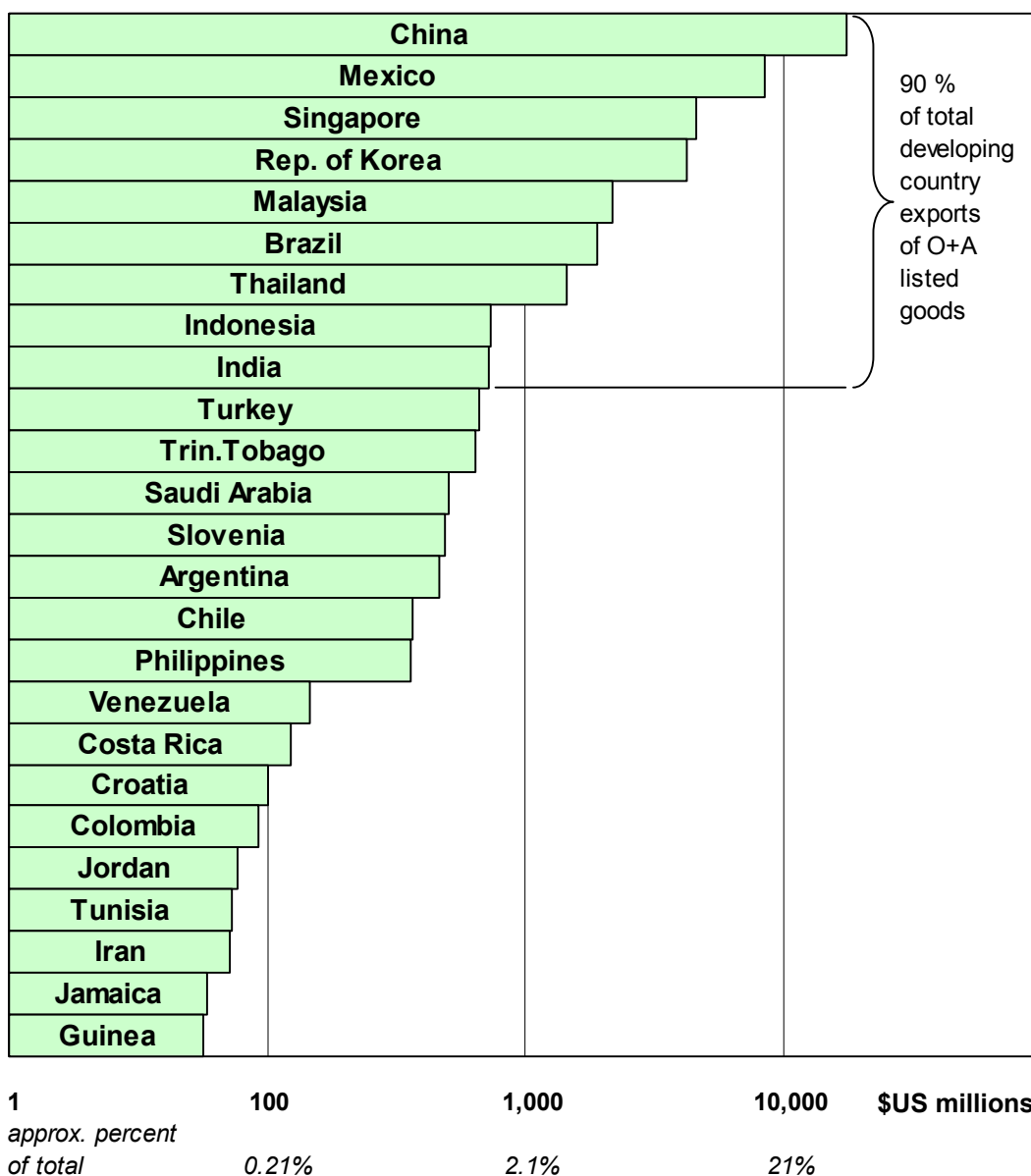
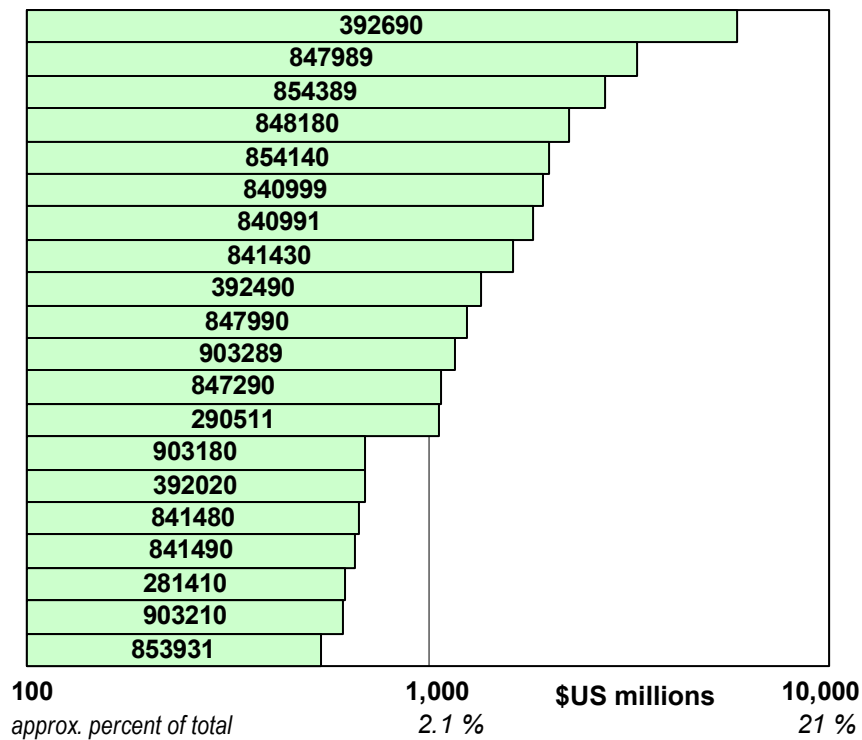


Figure 6: The top twenty-five developing country environmental good exporters and the value, in millions of \$US, of their total exports of environmental goods on the O+A list in 2000 (plotted on a logarithmic scale). These values are also shown as their approximate percentage of total O+A listed environmental good exports from all developing countries in 2000. Developing countries for which HS96 data were not available from the Comtrade database for analysis, such as Bangladesh, Cuba and Egypt, among others, were not included in the analysis.

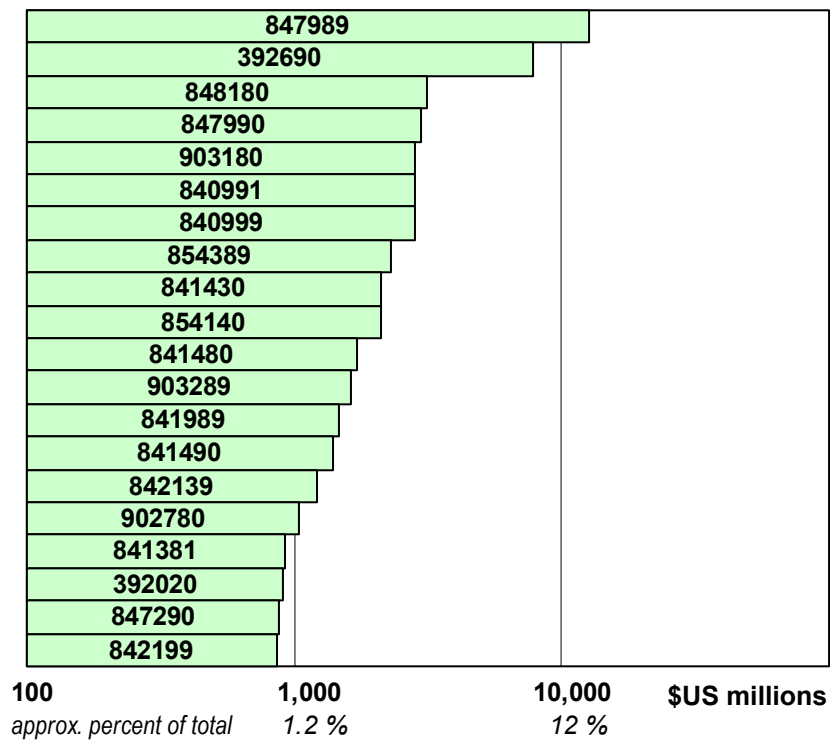
**Top Environmental Good Exports
of Developing Countries in 2000
O+A list**



- 1) 392690 Other articles of plastic
- 2) 847989 Other machines, nes, having individual functions
- 3) 854389 Other electrical machines and apparatus with one function
- 4) 848180 Other taps, cocks, valves, etc.
- 5) 854140 Photosensitive semiconductor devices, incl. solar cells
- 6) 840999 Parts for diesel or semi-diesel engines
- 7) 840991 Parts for internal combustion piston engines
- 8) 841430 Compressors of a kind used in refrigerating equipment
- 9) 392490 Household & toilet articles of plastic
- 10) 847990 Parts of machines (of heading 8479)
- 11) 903289 Other automatic regulation, control instruments
- 12) 847290 Other office machines
- 13) 290511 Methanol
- 14) 903180 Other measuring or checking instruments
- 15) 392020 Polypropylene sheeting
- 16) 841480 Other air or gas compressors or hoods
- 17) 841490 Parts for air or gas compressors, fans or hoods
- 18) 281410 Anhydrous ammonia
- 19) 903210 Thermostats
- 20) 853931 Fluorescent lamps

Figure 7: The top twenty developing country environmental good exports (O+A list) in 2000 and the total value, in of \$US, of each good's exports from developing countries in 2000 (plotted on a logarithmic scale). Export values are also shown as their approximate percentage of total O+A listed environmental good exports from all developing countries in 2000. HS codes and their respective product descriptions are noted.

**Top Environmental Good Imports
of Developing Countries in 2000
O+A list**



- 1) 847989 Other machines, nes, having individual functions
- 2) 392690 Other articles of plastic
- 3) 848180 Other taps, cocks, valves, etc.
- 4) 847990 Parts of machines (of heading 8479)
- 5) 903180 Other measuring or checking instruments
- 6) 840991 Parts for internal combustion piston engines
- 7) 840999 Parts for diesel or semi-diesel engines
- 8) 854389 Other electrical machines/apparatus with one function
- 9) 841430 Compressors of a kind used in refrigerating equipment
- 10) 854140 Photosensitive semiconductor devices, incl. solar cells
- 11) 841480 Other air or gas compressors or hoods
- 12) 903289 Other automatic regulation, control instruments
- 13) 841989 Other machinery to treat materials by temperature change
- 14) 841490 Parts for air or gas compressors, fans or hoods
- 15) 842139 Filtering or purifying machinery/apparatus for gases
- 16) 902780 Other instruments for physical or chemical analysis
- 17) 841381 Other pumps
- 18) 392020 Polypropylene sheeting
- 19) 847290 Other office machines
- 20) 842199 Parts for filtering or purifying machinery

Figure 8: The top twenty developing country environmental good imports (O+A list) in 2000 and the total value, in millions of \$US, of each good's imports by developing countries in 2000 (plotted on a logarithmic scale). Import values are also shown as their approximate percentage of total O+A listed environmental good imports by all developing countries in 2000. HS codes and their respective product descriptions are noted.

Export-to-Import Ratios for O+A list

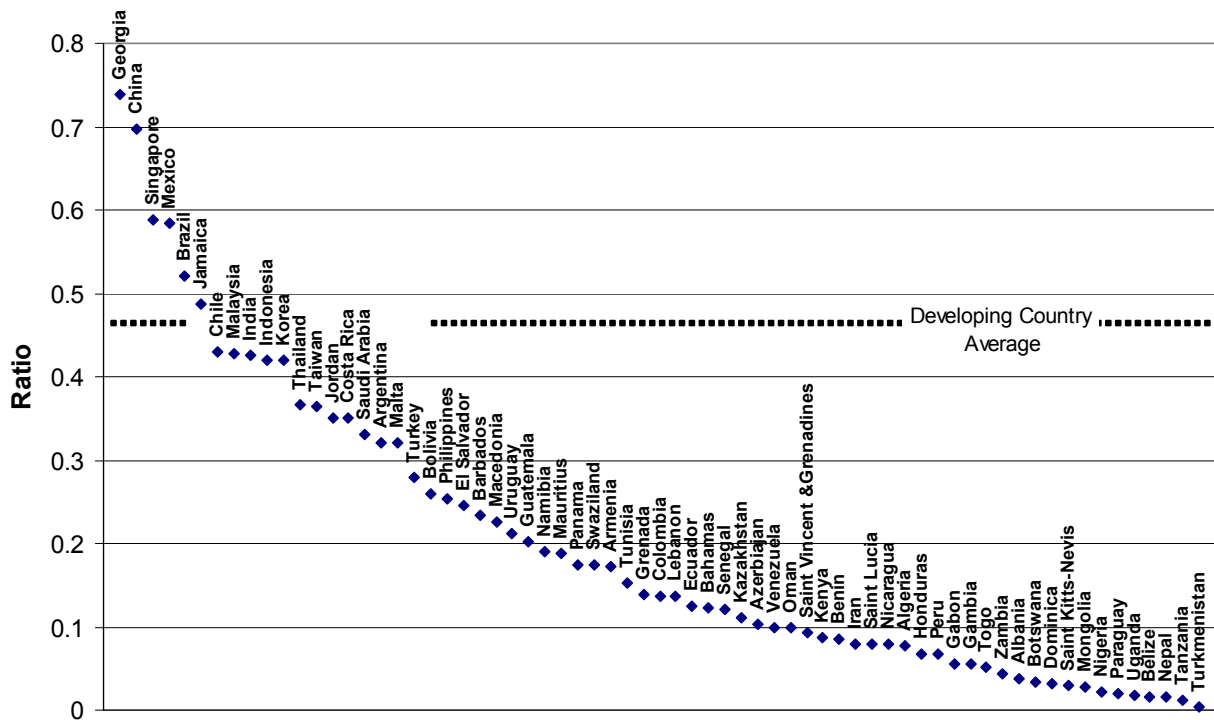
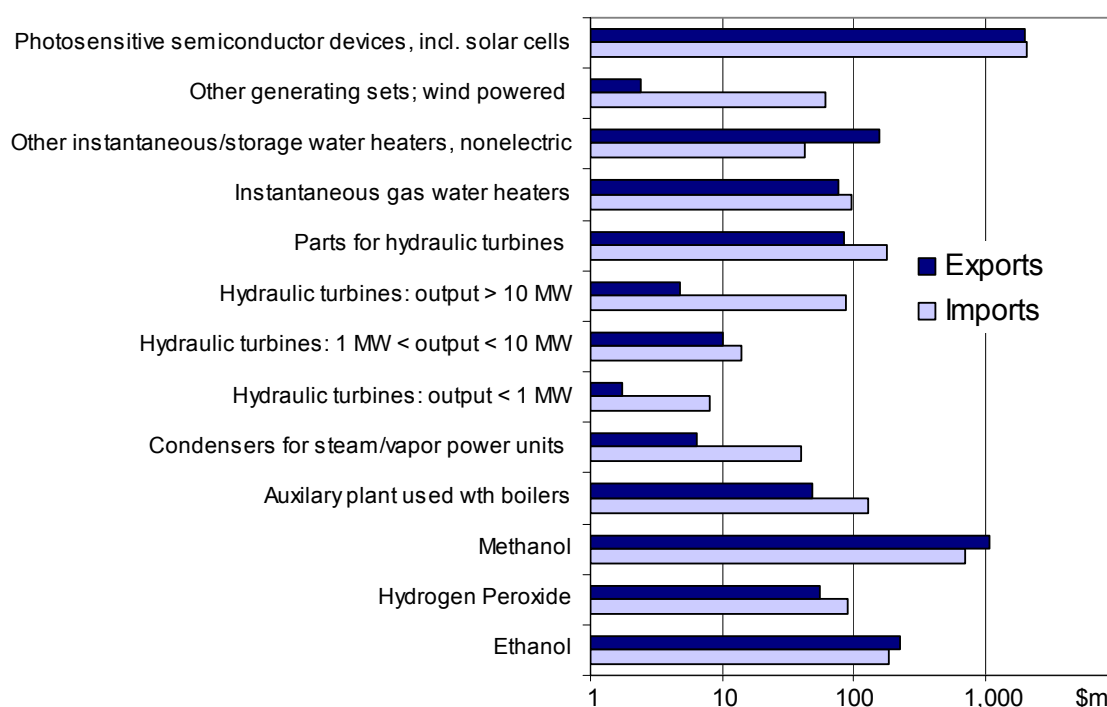


Figure 9: Export-to-Import Ratio for the O+A list for developing countries. Both Guinea and Trinidad and Tobago are outside of the plotted area with ratios of 3.62 and 2.88 respectively. These high ratios are principally generated by Guinea’s exports of aluminium hydroxide and Trinidad and Tobago’s exports of anhydrous ammonia and methanol.

| HS96 | OECD list | APEC list | Description |
|--------|-----------|-----------|---|
| 220710 | √ | | Ethanol |
| 284700 | √ | | Hydrogen peroxide |
| 290511 | √ | | Methanol |
| 841011 | * | √ | Hydraulic turbines, water wheels and regulators: output < 1 MW |
| 841012 | * | √ | Hydraulic turbines, water wheels and regulators: 1 MW < output < 10 MW |
| 841013 | * | √ | Hydraulic turbines, water wheels and regulators: output > 10 MW |
| 841090 | | √ | Parts for hydraulic turbines, including regulators |
| 841911 | √ | | Instantaneous gas water heaters |
| 841919 | √ | | Other instantaneous or storage water heaters, non-electric: solar water heaters |
| 850231 | | √ | Wind powered generating sets |
| 854140 | √ | √ | Photosensitive semiconductor devices, including photovoltaic cells |

Table 4: Renewable/clean energy goods on the OECD and APEC lists (√ - appears on the lists as a renewable/clean energy good, * - appears on the lists but not as a renewable/clean energy good).

Developing Countries' Trade in Renewable and Energy Efficiency Goods on the O+A List



| HS | Description | Export (\$m) | Import (\$m) |
|--------------------|---|--------------|--------------|
| 220710 | Ethanol | 227 | 188 |
| 284700 | Hydrogen Peroxide | 56 | 90 |
| 290511 | Methanol | 1,071 | 703 |
| 841011 | Hydraulic turbines: output < 1 MW | 2 | 8 |
| 841012 | Hydraulic turbines: 1 MW < output < 10 | 10 | 14 |
| 841013 | Hydraulic turbines: output > 10 MW | 5 | 87 |
| 841090 | Parts for hydraulic turbines | 85 | 182 |
| 841911 | Instantaneous gas water heaters | 77 | 95 |
| 841919 | Other instantaneous/storage water heaters, nonelectric | 158 | 42 |
| 850231 | Other generating sets; wind powered | 2 | 61 |
| 854140 | Photosensitive semiconductor devices, incl. solar cells | 2,004 | 2,100 |
| Grand Total | | 3,696 | 3,570 |

Figure 10: (in graph form above and table form below) For the year 2000, total exports (to world) and imports (from world) for environmental goods listed in Table 4 for developing countries as a group (plotted on a logarithmic scale).

| Reporter | Export (\$m) | Import (\$m) | Balance |
|---------------------|---------------------|---------------------|----------------|
| China | 901 | 1,298 | -397 |
| Malaysia | 561 | 225 | 336 |
| Chile | 303 | 20 | 283 |
| Saudi Arabia | 299 | 23 | 276 |
| Trinidad and Tobago | 267 | 9 | 258 |
| Singapore | 251 | 347 | -97 |
| Mexico | 201 | 359 | -158 |
| Rep. of Korea | 172 | 535 | -363 |
| Thailand | 153 | 112 | 42 |
| Philippines | 104 | 50 | 53 |
| Indonesia | 91 | 44 | 48 |
| Venezuela | 74 | 21 | 53 |
| Brazil | 60 | 128 | -68 |
| Turkey | 43 | 75 | -32 |
| Argentina | 39 | 24 | 15 |
| Jamaica | 38 | 1 | 37 |
| India | 37 | 81 | -44 |
| Slovenia | 25 | 9 | 16 |
| Algeria | 12 | 7 | 5 |
| Guatemala | 9 | 5 | 3 |
| Grand Total | 3,640 | 3,374 | 265 |

Table 5: The top 20 developing country exporters of renewable/clean energy goods on the OECD and APEC lists (as contained in table 4) in 2000.

| HS (1996) | Description |
|-----------|---|
| 46 | Manufactures of straw, of esparto or of other plaiting materials; basketware and wickerwork |
| 2303 | Residues of starch manufacture and similar residues, beet-pulp, bagasse and other waste of sugar manufacture, brewing or distilling dregs and waste, whether or not in the form of pellets |
| 2513 | Pumice; emery; natural corundum, natural garnet and other natural abrasives, whether or not heat-treated |
| 3401 | Soap; organic surface-active products and preparations for use as soap |
| 3402 | Organic surface-active agents (other than soap); surface-active preparations, washing preparations and cleaning preparations, whether or not containing soap, other than those of heading 3401 |
| 3912 | Cellulose and its chemical derivatives, not elsewhere specified or included, in primary forms |
| 4001 | Natural rubber, balata, gutta-percha, guayule, chicle and similar natural gums, in primary forms or in plates, sheets |
| 4504 | Agglomerated cork (with or without a binding substance) and articles of agglomerated cork |
| 5301 | Flax, raw or processed but not spun; flax tow and waste (including yarn waste and garnetted stock) |
| 5303 | Jute and other textile bast fibers (excluding flax, true hemp and ramie), raw or processed but not spun; tow and waste of these fibers (including yarn waste and garnetted stock) |
| 5304 | Sisal and other textile fibers of the genus Agave, raw or processed but not spun; tow and waste of these fibers (including yarn waste and garnetted stock) |
| 5305 | Coconut, abaca (Manila hemp or <i>Musa textilis</i> Nee), ramie and other vegetable textile fibers, not elsewhere specified or included, raw or processed but not spun; tow, noils and waste of these fibers (including yarn waste and garnetted stock) |
| 5306 | Flax yarn |
| 5307 | Yarn of jute or of other textile bast fibers |
| 5308 | Yarn of other vegetable textile fibers; paper yarn |
| 5309 | Woven fabric of flax |
| 5310 | Woven fabrics of jute or of other textile bast fibers |
| 5311 | Woven fabrics of other vegetable textile fibers; woven fabrics of paper yarn |
| 5608 | Knotted netting of twine, cordage or rope; made up fishing nets and other made up nets, of textile materials |
| 6701 | Skins and other parts of birds with their feathers or down, feathers, parts of feathers, down and articles thereof |
| 050900 | Natural sponges of animal origin |
| 121110 | Licorice roots |
| 121120 | Ginseng roots |
| 121130 | Coca leave |
| 121140 | Poppy straw |
| 121190 | Other plants and parts of plants |
| 130110 | Lac |
| 130120 | Gum arabic |
| 130190 | Turpentine gum, balsams, tragacanth, karaya |
| 140410 | Raw vegetable materials of a kind used primarily in dyeing or tanning |
| 152000 | Glycerol, crude; glycerol waters and glycerol lyes |
| 152110 | Vegetable waxes |
| 152190 | Beeswax |
| 310100 | Animal or vegetable fertilizers, whether or not mixed together or chemically treated; fertilizers produced by the mixing or chemical treatment of animal or vegetable products |
| 340119 | Soap; organic surface-active products and preparations for use as soap: Other: natural soaps made from vegetable oil |
| 391390 | Natural polymers: Other: Chemical derivatives of natural rubber |
| 560710 | Twine, cordage, ropes and cables of jute or other textile bast fibers |
| 570220 | Twine, cordage, ropes and cables of sisal or other textile fibers of the genus Agave |
| 630510 | Sacks and bags, of a kind used for the packing of goods of jute or of other textile bast fibers |

Table 6: A short list of products which may qualify as EPPs based on their end-use and disposal characteristics alone; i.e., not based on their process and production methods.

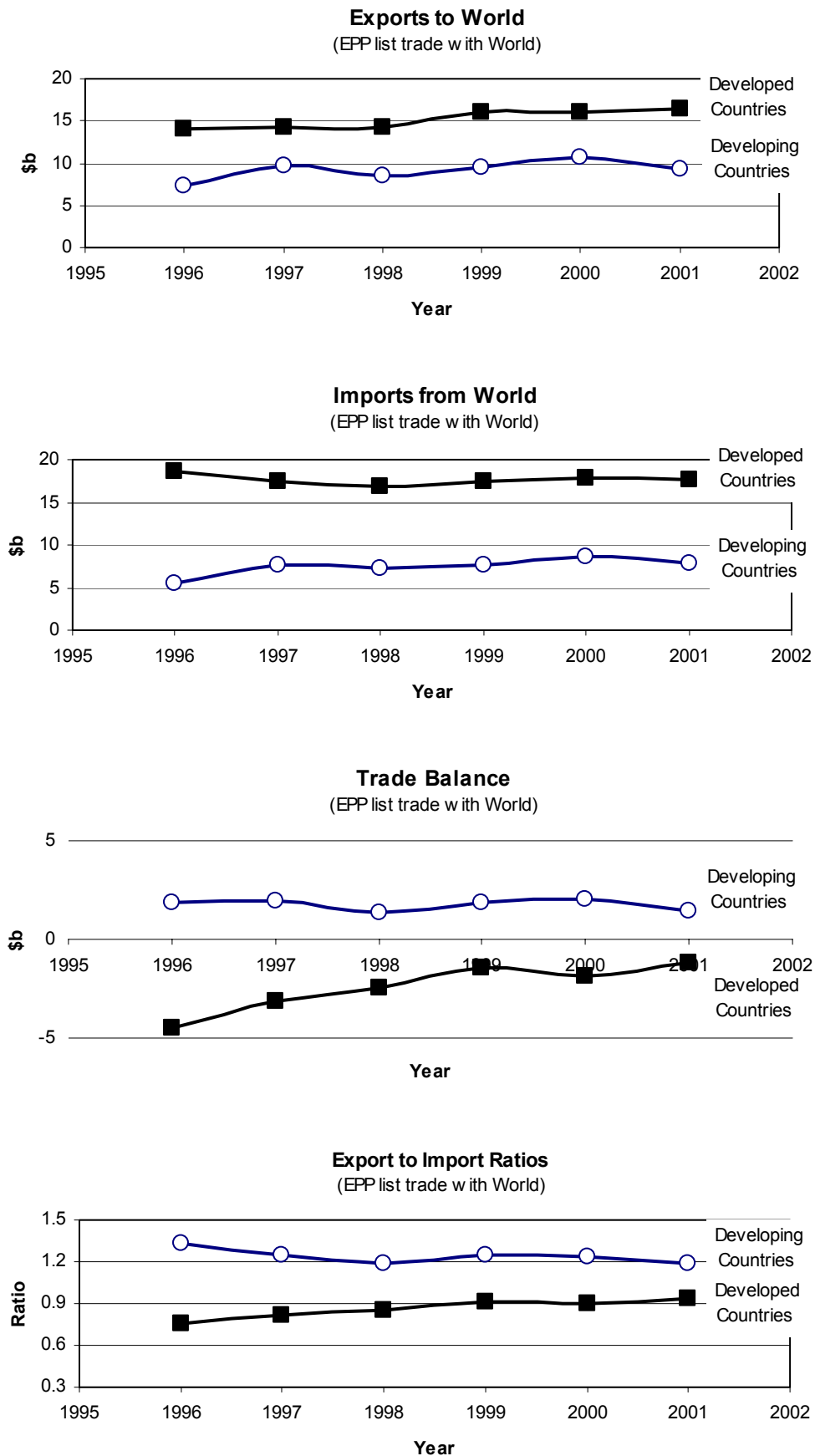
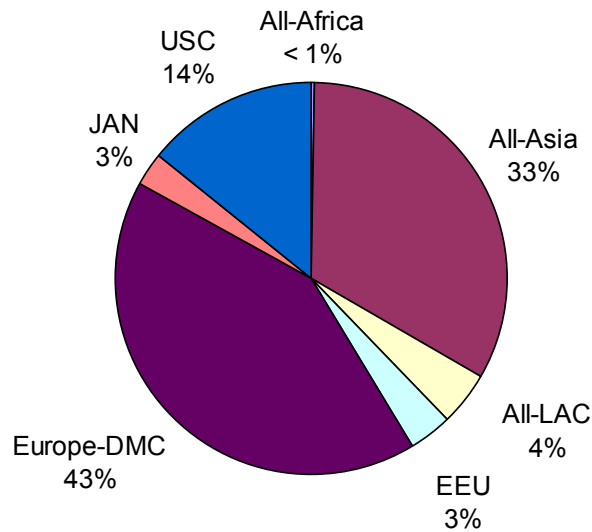


Figure 11: Total exports, imports, trade balance, and export-to-import ratio for environmental goods on the EPP list for developed and developing countries.

EPP list Exports in 2000 (% of world total: 28 \$b)



EPP list Imports in 2000 (% of world total: 28 \$b)

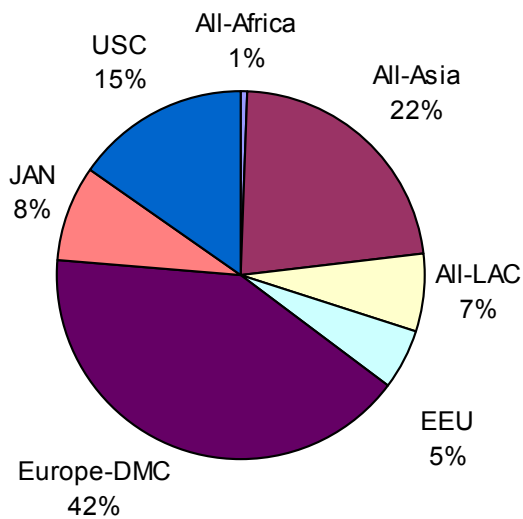
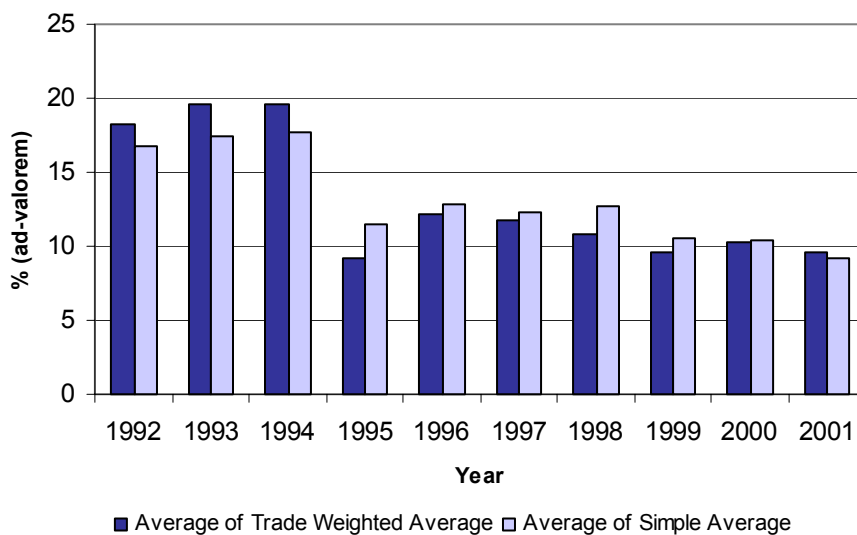


Figure 12: Regional shares of global market for environmental goods on the EPP list. Abbreviations are as follows: All-Africa, All-Asia, and All-LAC includes all developing countries in Africa, Asia and Pacific, and Latin America and the Caribbean respectively. EEU includes countries in Eastern Europe with economies in transition. Europe DMC includes the developed countries in Western Europe. JAN includes Japan, Australia and New Zealand. USC includes the United States and Canada.

Average Tariffs for O+A list applied by developing countries



Average Tariffs for O+A list applied by developed countries

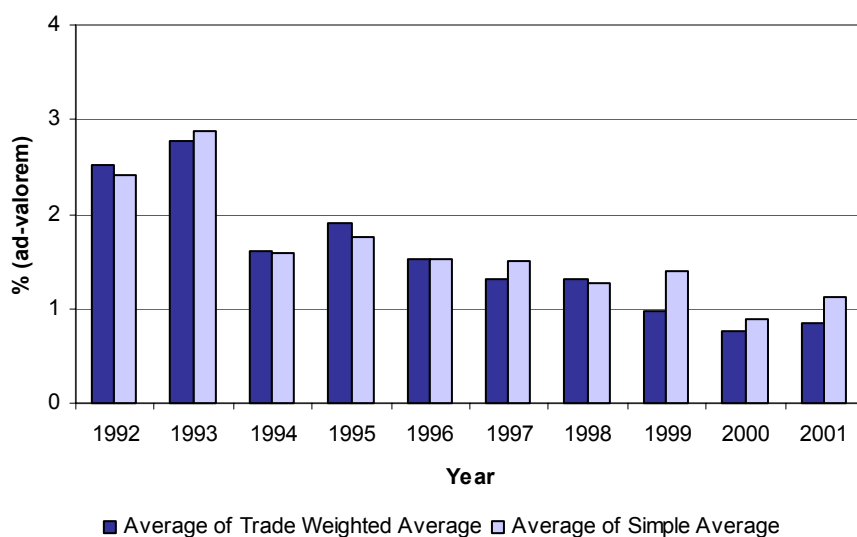
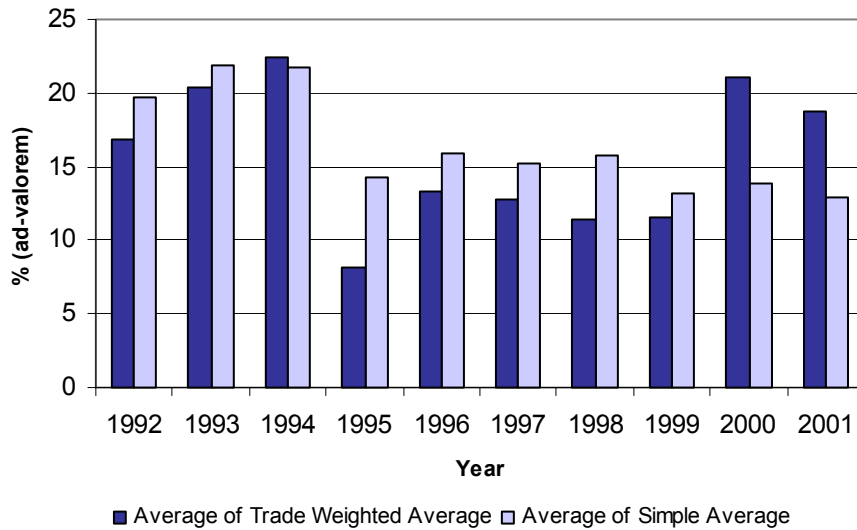


Figure 13: Simple average and trade-weighted tariffs applied to O+A listed goods by developed and developing countries from 1992-2001. Averages have been taken over all countries and all goods in the sample. (Source: UNCTAD TRAINS).

Average Tariffs for EPP list applied by developing countries



Average Tariffs for EPP list applied by developed countries

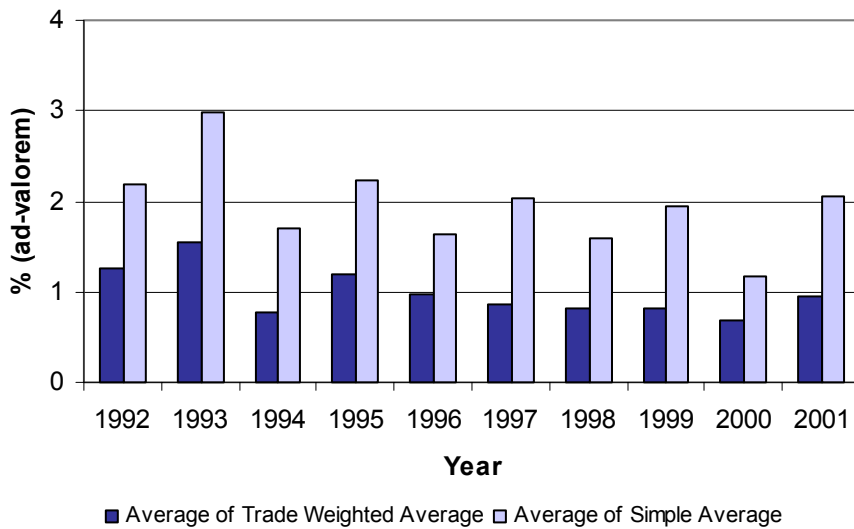


Figure 14: Simple average and trade-weighted tariffs applied to EPP listed goods by developed and developing countries from 1992-2001. Averages have been taken over all countries and all goods in the sample. (Source: UNCTAD TRAINS).

ANNEXES

ANNEX 1:

Year 2000 trade data of individual countries for the OECD, APEC and O+A lists

ANNEX 2:

Top 5 trade balances by country and good from 1997-2001 for goods on the O+A list

ANNEX 3:

Top 5 exports & imports by country and good from 1997-2001 for goods on the O+A list

This page blank.

Annex 1: Year 2000 trade data of individual countries for the OECD, APEC and O+A lists

Trade flow values in thousands of \$US

| Reporter | List | Export (X) | Import (M) | Trade balance (X-M) | Export-to-Import ratio (X/M) |
|------------|-----------|------------|------------|---------------------|------------------------------|
| Albania | APEC list | 753 | 17,673 | -16,920 | 0.04 |
| | OECD list | 1,006 | 22,437 | -21,431 | 0.04 |
| | O+A list | 1,155 | 30,096 | -28,942 | 0.04 |
| Algeria | APEC list | 6,759 | 416,760 | -410,002 | 0.02 |
| | OECD list | 40,947 | 462,720 | -421,773 | 0.09 |
| | O+A list | 46,366 | 600,984 | -554,618 | 0.08 |
| Andorra | APEC list | 1,866 | 12,884 | -11,017 | 0.14 |
| | OECD list | 3,695 | 20,281 | -16,586 | 0.18 |
| | O+A list | 3,769 | 22,302 | -18,534 | 0.17 |
| Argentina | APEC list | 320,900 | 1,040,082 | -719,182 | 0.31 |
| | OECD list | 449,171 | 1,323,383 | -874,212 | 0.34 |
| | O+A list | 480,646 | 1,501,329 | -1,020,684 | 0.32 |
| Armenia | APEC list | 1,787 | 9,235 | -7,448 | 0.19 |
| | OECD list | 2,197 | 10,757 | -8,559 | 0.20 |
| | O+A list | 2,789 | 16,196 | -13,407 | 0.17 |
| Australia | APEC list | 845,313 | 2,663,752 | -1,818,438 | 0.32 |
| | OECD list | 846,612 | 3,224,409 | -2,377,797 | 0.26 |
| | O+A list | 1,139,790 | 3,882,546 | -2,742,755 | 0.29 |
| Austria | APEC list | 2,639,026 | 3,083,565 | -444,539 | 0.86 |
| | OECD list | 2,952,851 | 3,517,444 | -564,593 | 0.84 |
| | O+A list | 3,467,396 | 4,059,598 | -592,202 | 0.85 |
| Azerbaijan | APEC list | 5,158 | 59,471 | -54,313 | 0.09 |
| | OECD list | 6,564 | 67,978 | -61,414 | 0.10 |
| | O+A list | 8,842 | 85,092 | -76,250 | 0.10 |
| Bahamas | APEC list | 5,969 | 33,328 | -27,359 | 0.18 |
| | OECD list | 7,918 | 63,975 | -56,057 | 0.12 |
| | O+A list | 8,542 | 69,086 | -60,545 | 0.12 |
| Barbados | APEC list | 3,921 | 29,830 | -25,910 | 0.13 |
| | OECD list | 8,551 | 39,696 | -31,145 | 0.22 |
| | O+A list | 10,889 | 46,412 | -35,523 | 0.23 |
| Belarus | APEC list | 86,180 | 195,231 | -109,051 | 0.44 |
| | OECD list | 140,861 | 253,311 | -112,451 | 0.56 |
| | O+A list | 161,148 | 297,225 | -136,078 | 0.54 |
| Belgium | APEC list | 3,855,057 | 3,862,655 | -7,599 | 1.00 |
| | OECD list | 5,663,587 | 5,364,357 | 299,230 | 1.06 |
| | O+A list | 6,392,820 | 6,196,516 | 196,303 | 1.03 |
| Belize | APEC list | 235 | 8,003 | -7,769 | 0.03 |
| | OECD list | 227 | 17,359 | -17,133 | 0.01 |
| | O+A list | 291 | 18,651 | -18,360 | 0.02 |
| Benin | APEC list | 598 | 5,313 | -4,715 | 0.11 |
| | OECD list | 299 | 9,069 | -8,770 | 0.03 |
| | O+A list | 883 | 10,473 | -9,590 | 0.08 |
| Bolivia | APEC list | 11,611 | 55,598 | -43,987 | 0.21 |
| | OECD list | 15,052 | 61,990 | -46,938 | 0.24 |
| | O+A list | 22,968 | 88,506 | -65,538 | 0.26 |
| Botswana | APEC list | 2,469 | 72,154 | -69,685 | 0.03 |
| | OECD list | 3,167 | 123,761 | -120,594 | 0.03 |
| | O+A list | 4,657 | 141,620 | -136,963 | 0.03 |

| Reporter | List | Export (X) | Import (M) | Trade balance (X-M) | Export-to-Import ratio (X/M) |
|----------------|-----------|------------|------------|---------------------|------------------------------|
| Brazil | APEC list | 1,235,575 | 2,869,555 | -1,633,980 | 0.43 |
| | OECD list | 1,818,674 | 3,271,295 | -1,452,621 | 0.56 |
| | O+A list | 1,946,613 | 3,744,813 | -1,798,200 | 0.52 |
| Bulgaria | APEC list | 31,609 | 192,239 | -160,630 | 0.16 |
| | OECD list | 102,261 | 221,520 | -119,259 | 0.46 |
| | O+A list | 109,784 | 272,230 | -162,445 | 0.40 |
| Canada | APEC list | 5,831,833 | 11,617,418 | -5,785,586 | 0.50 |
| | OECD list | 7,273,492 | 13,459,803 | -6,186,311 | 0.54 |
| | O+A list | 8,391,606 | 15,804,938 | -7,413,332 | 0.53 |
| Chile | APEC list | 27,016 | 571,042 | -544,026 | 0.05 |
| | OECD list | 361,438 | 679,670 | -318,232 | 0.53 |
| | O+A list | 367,121 | 853,397 | -486,277 | 0.43 |
| China | APEC list | 8,911,076 | 14,418,261 | -5,507,185 | 0.62 |
| | OECD list | 10,710,598 | 15,193,593 | -4,482,995 | 0.70 |
| | O+A list | 12,789,131 | 18,365,220 | -5,576,089 | 0.70 |
| Colombia | APEC list | 28,581 | 432,488 | -403,907 | 0.07 |
| | OECD list | 87,816 | 598,589 | -510,773 | 0.15 |
| | O+A list | 93,688 | 682,352 | -588,663 | 0.14 |
| Costa Rica | APEC list | 91,819 | 264,807 | -172,988 | 0.35 |
| | OECD list | 81,620 | 265,469 | -183,849 | 0.31 |
| | O+A list | 123,976 | 354,282 | -230,305 | 0.35 |
| Croatia | APEC list | 75,024 | 199,607 | -124,583 | 0.38 |
| | OECD list | 89,699 | 273,600 | -183,901 | 0.33 |
| | O+A list | 102,716 | 317,605 | -214,889 | 0.32 |
| Cyprus | APEC list | 9,484 | 70,673 | -61,189 | 0.13 |
| | OECD list | 13,648 | 101,879 | -88,231 | 0.13 |
| | O+A list | 14,314 | 117,457 | -103,143 | 0.12 |
| Czech Republic | APEC list | 821,204 | 1,487,473 | -666,269 | 0.55 |
| | OECD list | 1,121,980 | 1,720,383 | -598,402 | 0.65 |
| | O+A list | 1,360,056 | 2,067,923 | -707,867 | 0.66 |
| Denmark | APEC list | 2,731,588 | 1,279,049 | 1,452,539 | 2.14 |
| | OECD list | 3,038,067 | 1,758,744 | 1,279,323 | 1.73 |
| | O+A list | 3,897,739 | 2,080,242 | 1,817,497 | 1.87 |
| Dominica | APEC list | 117 | 2,517 | -2,401 | 0.05 |
| | OECD list | 172 | 4,732 | -4,560 | 0.04 |
| | O+A list | 179 | 5,531 | -5,352 | 0.03 |
| Ecuador | APEC list | 1,556 | 98,676 | -97,120 | 0.02 |
| | OECD list | 21,374 | 154,155 | -132,781 | 0.14 |
| | O+A list | 21,490 | 172,284 | -150,794 | 0.12 |
| El Salvador | APEC list | 3,958 | 68,177 | -64,219 | 0.06 |
| | OECD list | 30,850 | 111,286 | -80,437 | 0.28 |
| | O+A list | 31,184 | 127,497 | -96,313 | 0.24 |
| Estonia | APEC list | 74,822 | 135,202 | -60,380 | 0.55 |
| | OECD list | 82,684 | 147,985 | -65,301 | 0.56 |
| | O+A list | 120,350 | 196,637 | -76,288 | 0.61 |
| Finland | APEC list | 1,494,974 | 1,314,111 | 180,863 | 1.14 |
| | OECD list | 1,524,386 | 1,475,720 | 48,666 | 1.03 |
| | O+A list | 2,020,096 | 1,832,120 | 187,976 | 1.10 |
| France | APEC list | 9,617,161 | 9,964,847 | -347,686 | 0.97 |
| | OECD list | 11,916,153 | 11,822,931 | 93,222 | 1.01 |
| | O+A list | 14,088,086 | 14,231,754 | -143,668 | 0.99 |

| Reporter | List | Export (X) | Import (M) | Trade balance (X-M) | Export-to-Import ratio (X/M) |
|------------------|-----------|------------|------------|---------------------|------------------------------|
| French Polynesia | APEC list | 2,179 | 31,218 | -29,039 | 0.07 |
| | OECD list | 2,120 | 42,110 | -39,990 | 0.05 |
| | O+A list | 2,366 | 47,684 | -45,318 | 0.05 |
| Gabon | APEC list | 1,777 | 36,985 | -35,208 | 0.05 |
| | OECD list | 2,840 | 52,080 | -49,240 | 0.05 |
| | O+A list | 3,340 | 59,945 | -56,605 | 0.06 |
| Gambia | APEC list | 11 | 1,497 | -1,486 | 0.01 |
| | OECD list | 170 | 2,818 | -2,648 | 0.06 |
| | O+A list | 175 | 3,194 | -3,019 | 0.05 |
| Georgia | APEC list | 4,985 | 17,863 | -12,878 | 0.28 |
| | OECD list | 18,043 | 15,168 | 2,875 | 1.19 |
| | O+A list | 18,621 | 25,208 | -6,587 | 0.74 |
| Germany | APEC list | 30,663,144 | 16,044,861 | 14,618,282 | 1.91 |
| | OECD list | 33,602,868 | 18,144,355 | 15,458,513 | 1.85 |
| | O+A list | 40,093,929 | 21,673,942 | 18,419,987 | 1.85 |
| Greece | APEC list | 151,898 | 574,592 | -422,694 | 0.26 |
| | OECD list | 202,691 | 745,409 | -542,718 | 0.27 |
| | O+A list | 244,805 | 898,694 | -653,889 | 0.27 |
| Grenada | APEC list | 1,498 | 9,208 | -7,710 | 0.16 |
| | OECD list | 1,685 | 10,021 | -8,336 | 0.17 |
| | O+A list | 1,689 | 12,162 | -10,473 | 0.14 |
| Guatemala | APEC list | 4,775 | 98,274 | -93,498 | 0.05 |
| | OECD list | 35,688 | 155,477 | -119,789 | 0.23 |
| | O+A list | 36,149 | 179,813 | -143,663 | 0.20 |
| Guinea | APEC list | 117 | 7,165 | -7,048 | 0.02 |
| | OECD list | 56,945 | 13,518 | 43,427 | 4.21 |
| | O+A list | 57,020 | 15,765 | 41,255 | 3.62 |
| Honduras | APEC list | 1,104 | 52,998 | -51,894 | 0.02 |
| | OECD list | 5,510 | 77,524 | -72,014 | 0.07 |
| | O+A list | 6,134 | 90,978 | -84,844 | 0.07 |
| Hungary | APEC list | 740,632 | 2,634,972 | -1,894,340 | 0.28 |
| | OECD list | 966,087 | 2,844,241 | -1,878,154 | 0.34 |
| | O+A list | 1,139,007 | 3,144,857 | -2,005,850 | 0.36 |
| Iceland | APEC list | 3,194 | 80,708 | -77,514 | 0.04 |
| | OECD list | 8,219 | 100,541 | -92,322 | 0.08 |
| | O+A list | 8,777 | 116,185 | -107,409 | 0.08 |
| India | APEC list | 460,567 | 1,153,910 | -693,343 | 0.40 |
| | OECD list | 649,253 | 1,562,774 | -913,521 | 0.42 |
| | O+A list | 787,807 | 1,853,302 | -1,065,495 | 0.43 |
| Indonesia | APEC list | 241,805 | 1,235,129 | -993,325 | 0.20 |
| | OECD list | 663,546 | 1,483,347 | -819,801 | 0.45 |
| | O+A list | 735,309 | 1,752,224 | -1,016,915 | 0.42 |
| Iran | APEC list | 14,189 | 524,526 | -510,337 | 0.03 |
| | OECD list | 70,045 | 754,641 | -684,595 | 0.09 |
| | O+A list | 71,302 | 894,496 | -823,193 | 0.08 |
| Ireland | APEC list | 1,002,177 | 1,081,054 | -78,877 | 0.93 |
| | OECD list | 1,040,875 | 1,307,180 | -266,305 | 0.80 |
| | O+A list | 1,289,540 | 1,635,415 | -345,875 | 0.79 |
| Israel | APEC list | 1,275,601 | 1,407,181 | -131,580 | 0.91 |
| | OECD list | 1,217,561 | 1,450,748 | -233,187 | 0.84 |
| | O+A list | 1,702,390 | 1,805,539 | -103,149 | 0.94 |

| Reporter | List | Export (X) | Import (M) | Trade balance (X-M) | Export-to-Import ratio (X/M) |
|----------------------|-----------|------------|------------|---------------------|------------------------------|
| Italy | APEC list | 10,897,124 | 6,735,856 | 4,161,269 | 1.62 |
| | OECD list | 14,746,170 | 8,050,186 | 6,695,984 | 1.83 |
| | O+A list | 17,314,754 | 9,706,820 | 7,607,934 | 1.78 |
| Jamaica | APEC list | 2,074 | 55,255 | -53,181 | 0.04 |
| | OECD list | 55,431 | 102,159 | -46,727 | 0.54 |
| | O+A list | 55,793 | 114,418 | -58,625 | 0.49 |
| Japan | APEC list | 35,648,733 | 11,084,580 | 24,564,152 | 3.22 |
| | OECD list | 34,894,779 | 11,328,410 | 23,566,369 | 3.08 |
| | O+A list | 42,781,556 | 14,261,914 | 28,519,642 | 3.00 |
| Jordan | APEC list | 31,501 | 93,827 | -62,326 | 0.34 |
| | OECD list | 48,894 | 135,511 | -86,618 | 0.36 |
| | O+A list | 53,592 | 152,477 | -98,885 | 0.35 |
| Kazakhstan | APEC list | 41,230 | 304,851 | -263,622 | 0.14 |
| | OECD list | 46,147 | 385,596 | -339,449 | 0.12 |
| | O+A list | 52,315 | 468,303 | -415,988 | 0.11 |
| Kenya | APEC list | 1,477 | 57,094 | -55,617 | 0.03 |
| | OECD list | 7,118 | 72,795 | -65,678 | 0.10 |
| | O+A list | 7,373 | 84,605 | -77,233 | 0.09 |
| Korea, Republic of | APEC list | 2,837,215 | 8,132,706 | -5,295,491 | 0.35 |
| | OECD list | 3,426,406 | 8,523,589 | -5,097,183 | 0.40 |
| | O+A list | 4,280,671 | 10,209,364 | -5,928,693 | 0.42 |
| Latvia | APEC list | 25,855 | 96,840 | -70,986 | 0.27 |
| | OECD list | 28,136 | 128,599 | -100,463 | 0.22 |
| | O+A list | 39,171 | 157,981 | -118,810 | 0.25 |
| Lebanon | APEC list | 8,828 | 83,493 | -74,665 | 0.11 |
| | OECD list | 18,194 | 127,849 | -109,655 | 0.14 |
| | O+A list | 19,734 | 145,286 | -125,553 | 0.14 |
| Lithuania | APEC list | 56,830 | 114,045 | -57,215 | 0.50 |
| | OECD list | 52,722 | 190,109 | -137,386 | 0.28 |
| | O+A list | 87,401 | 215,872 | -128,471 | 0.40 |
| Luxembourg | APEC list | 156,740 | 140,516 | 16,224 | 1.12 |
| | OECD list | 308,357 | 262,432 | 45,925 | 1.17 |
| | O+A list | 327,606 | 316,654 | 10,952 | 1.03 |
| Malaysia | APEC list | 1,856,550 | 4,315,021 | -2,458,471 | 0.43 |
| | OECD list | 1,661,231 | 3,868,604 | -2,207,373 | 0.43 |
| | O+A list | 2,214,938 | 5,186,339 | -2,971,401 | 0.43 |
| Maldives | APEC list | | 13,957 | -13,957 | 0.00 |
| | OECD list | | 14,802 | -14,802 | 0.00 |
| | O+A list | | 18,143 | -18,143 | 0.00 |
| Malta | APEC list | 20,474 | 60,221 | -39,746 | 0.34 |
| | OECD list | 22,998 | 63,422 | -40,424 | 0.36 |
| | O+A list | 25,361 | 79,256 | -53,894 | 0.32 |
| Mauritius | APEC list | 10,470 | 39,920 | -29,450 | 0.26 |
| | OECD list | 11,265 | 57,887 | -46,622 | 0.19 |
| | O+A list | 11,848 | 62,999 | -51,151 | 0.19 |
| Mexico | APEC list | 6,513,186 | 11,962,336 | -5,449,150 | 0.54 |
| | OECD list | 7,804,597 | 13,053,030 | -5,248,433 | 0.60 |
| | O+A list | 8,621,529 | 14,764,804 | -6,143,275 | 0.58 |
| Moldova, Republic of | APEC list | 8,369 | 10,307 | -1,938 | 0.81 |
| | OECD list | 13,780 | 14,023 | -243 | 0.98 |
| | O+A list | 15,620 | 17,802 | -2,182 | 0.88 |

| Reporter | List | Export (X) | Import (M) | Trade balance (X-M) | Export-to-Import ratio (X/M) |
|--------------------|-----------|------------|------------|---------------------|------------------------------|
| Mongolia | APEC list | 486 | 19,562 | -19,076 | 0.02 |
| | OECD list | 225 | 18,619 | -18,393 | 0.01 |
| | O+A list | 655 | 24,035 | -23,381 | 0.03 |
| Namibia | APEC list | 11,215 | 39,536 | -28,321 | 0.28 |
| | OECD list | 6,005 | 54,488 | -48,483 | 0.11 |
| | O+A list | 13,406 | 70,613 | -57,206 | 0.19 |
| Nepal | APEC list | 15 | 43,214 | -43,199 | 0.00 |
| | OECD list | 729 | 44,927 | -44,199 | 0.02 |
| | O+A list | 734 | 48,273 | -47,539 | 0.02 |
| Netherlands | APEC list | 5,332,502 | 4,104,227 | 1,228,274 | 1.30 |
| | OECD list | 5,389,528 | 4,978,668 | 410,861 | 1.08 |
| | O+A list | 7,459,943 | 6,282,415 | 1,177,528 | 1.19 |
| New Zealand | APEC list | 188,695 | 387,910 | -199,215 | 0.49 |
| | OECD list | 237,967 | 472,286 | -234,319 | 0.50 |
| | O+A list | 297,932 | 553,126 | -255,194 | 0.54 |
| Nicaragua | APEC list | 232 | 27,086 | -26,854 | 0.01 |
| | OECD list | 3,897 | 45,183 | -41,286 | 0.09 |
| | O+A list | 3,906 | 49,738 | -45,832 | 0.08 |
| Nigeria | APEC list | 2,268 | 113,463 | -111,195 | 0.02 |
| | OECD list | 3,284 | 166,053 | -162,769 | 0.02 |
| | O+A list | 4,455 | 195,753 | -191,298 | 0.02 |
| Norway | APEC list | 746,124 | 1,044,474 | -298,350 | 0.71 |
| | OECD list | 795,187 | 1,265,591 | -470,404 | 0.63 |
| | O+A list | 964,236 | 1,622,762 | -658,526 | 0.59 |
| Oman | APEC list | 2,882 | 77,849 | -74,967 | 0.04 |
| | OECD list | 13,565 | 130,670 | -117,105 | 0.10 |
| | O+A list | 14,332 | 144,575 | -130,243 | 0.10 |
| Panama | APEC list | 938 | 64,848 | -63,910 | 0.01 |
| | OECD list | 18,309 | 89,013 | -70,704 | 0.21 |
| | O+A list | 18,443 | 105,969 | -87,526 | 0.17 |
| Paraguay | APEC list | 853 | 45,915 | -45,063 | 0.02 |
| | OECD list | 1,564 | 73,489 | -71,925 | 0.02 |
| | O+A list | 1,609 | 82,374 | -80,764 | 0.02 |
| Peru | APEC list | 4,863 | 241,139 | -236,276 | 0.02 |
| | OECD list | 22,918 | 312,052 | -289,134 | 0.07 |
| | O+A list | 24,245 | 362,575 | -338,330 | 0.07 |
| Philippines | APEC list | 260,603 | 1,060,815 | -800,211 | 0.25 |
| | OECD list | 281,643 | 988,220 | -706,577 | 0.29 |
| | O+A list | 358,768 | 1,410,574 | -1,051,805 | 0.25 |
| Poland | APEC list | 588,443 | 2,263,268 | -1,674,825 | 0.26 |
| | OECD list | 1,079,348 | 2,762,187 | -1,682,839 | 0.39 |
| | O+A list | 1,197,524 | 3,167,353 | -1,969,829 | 0.38 |
| Portugal | APEC list | 489,210 | 1,039,833 | -550,623 | 0.47 |
| | OECD list | 802,620 | 1,242,051 | -439,431 | 0.65 |
| | O+A list | 854,572 | 1,491,525 | -636,953 | 0.57 |
| Romania | APEC list | 70,407 | 462,997 | -392,590 | 0.15 |
| | OECD list | 207,705 | 568,638 | -360,933 | 0.37 |
| | O+A list | 220,440 | 666,393 | -445,953 | 0.33 |
| Russian Federation | APEC list | 1,009,393 | 1,436,646 | -427,252 | 0.70 |
| | OECD list | 1,398,313 | 1,611,648 | -213,335 | 0.87 |
| | O+A list | 1,738,946 | 1,956,969 | -218,023 | 0.89 |

| Reporter | List | Export (X) | Import (M) | Trade balance (X-M) | Export-to-Import ratio (X/M) |
|----------------------------|-----------|------------|------------|---------------------|------------------------------|
| S.Afr.Custom Union | APEC list | 1,008,368 | 1,040,068 | -31,700 | 0.97 |
| | OECD list | 1,300,090 | 1,081,284 | 218,806 | 1.20 |
| | O+A list | 1,370,752 | 1,409,943 | -39,191 | 0.97 |
| Saint Kitts-Nevis | APEC list | 54 | 3,855 | -3,801 | 0.01 |
| | OECD list | 180 | 5,694 | -5,514 | 0.03 |
| | O+A list | 193 | 6,541 | -6,348 | 0.03 |
| Saint Lucia | APEC list | 898 | 7,208 | -6,310 | 0.12 |
| | OECD list | 159 | 11,482 | -11,323 | 0.01 |
| | O+A list | 998 | 12,687 | -11,689 | 0.08 |
| Saint Vincent & Grenadines | APEC list | 105 | 2,598 | -2,493 | 0.04 |
| | OECD list | 361 | 4,238 | -3,877 | 0.09 |
| | O+A list | 428 | 4,569 | -4,141 | 0.09 |
| Saudi Arabia | APEC list | 37,326 | 771,796 | -734,469 | 0.05 |
| | OECD list | 473,680 | 1,285,713 | -812,033 | 0.37 |
| | O+A list | 485,301 | 1,470,241 | -984,940 | 0.33 |
| Senegal | APEC list | 2,508 | 48,212 | -45,704 | 0.05 |
| | OECD list | 7,576 | 67,056 | -59,480 | 0.11 |
| | O+A list | 9,181 | 75,897 | -66,716 | 0.12 |
| Serbia | APEC list | 34,526 | 58,881 | -24,355 | 0.59 |
| | OECD list | 51,222 | 97,252 | -46,030 | 0.53 |
| | O+A list | 64,179 | 117,155 | -52,976 | 0.55 |
| Singapore | APEC list | 4,044,837 | 6,862,240 | -2,817,403 | 0.59 |
| | OECD list | 3,578,979 | 6,063,033 | -2,484,054 | 0.59 |
| | O+A list | 4,738,295 | 8,065,290 | -3,326,995 | 0.59 |
| Slovakia Republic | APEC list | 195,896 | 431,313 | -235,417 | 0.45 |
| | OECD list | 278,649 | 603,222 | -324,573 | 0.46 |
| | O+A list | 375,007 | 696,806 | -321,799 | 0.54 |
| Slovenia | APEC list | 271,304 | 304,845 | -33,541 | 0.89 |
| | OECD list | 393,504 | 428,053 | -34,548 | 0.92 |
| | O+A list | 508,093 | 492,539 | 15,554 | 1.03 |
| Spain | APEC list | 2,474,504 | 4,313,190 | -1,838,687 | 0.57 |
| | OECD list | 3,309,481 | 5,233,338 | -1,923,858 | 0.63 |
| | O+A list | 3,859,379 | 6,205,395 | -2,346,016 | 0.62 |
| Swaziland | APEC list | 1,356 | 12,150 | -10,794 | 0.11 |
| | OECD list | 6,970 | 41,147 | -34,177 | 0.17 |
| | O+A list | 7,753 | 44,648 | -36,894 | 0.17 |
| Sweden | APEC list | 3,339,236 | 3,205,958 | 133,277 | 1.04 |
| | OECD list | 3,486,181 | 3,578,895 | -92,715 | 0.97 |
| | O+A list | 4,332,197 | 4,257,605 | 74,592 | 1.02 |
| Switzerland | APEC list | 4,877,666 | 2,420,461 | 2,457,205 | 2.02 |
| | OECD list | 5,197,034 | 2,983,561 | 2,213,473 | 1.74 |
| | O+A list | 6,271,751 | 3,549,373 | 2,722,378 | 1.77 |
| Taiwan | APEC list | 3,933,662 | 11,317,174 | -7,383,512 | 0.35 |
| | OECD list | 4,290,457 | 12,143,965 | -7,853,509 | 0.35 |
| | O+A list | 5,284,046 | 14,530,790 | -9,246,744 | 0.36 |
| Tajikistan | APEC list | | | | |
| | OECD list | 9 | 1 | 8 | 9.00 |
| | O+A list | 9 | 1 | 8 | 9.00 |
| TFYR Macedonia | APEC list | 6,139 | 37,669 | -31,531 | 0.16 |
| | OECD list | 12,211 | 50,034 | -37,823 | 0.24 |
| | O+A list | 13,200 | 58,501 | -45,300 | 0.23 |

| Reporter | List | Export (X) | Import (M) | Trade balance (X-M) | Export-to-Import ratio (X/M) |
|---------------------|-----------|------------|------------|---------------------|------------------------------|
| Thailand | APEC list | 887,244 | 3,204,295 | -2,317,050 | 0.28 |
| | OECD list | 1,347,817 | 3,536,287 | -2,188,470 | 0.38 |
| | O+A list | 1,456,330 | 3,979,017 | -2,522,687 | 0.37 |
| Togo | APEC list | 58 | 2,227 | -2,169 | 0.03 |
| | OECD list | 170 | 3,115 | -2,944 | 0.05 |
| | O+A list | 185 | 3,614 | -3,429 | 0.05 |
| Tonga | OECD list | | 161 | -161 | 0.00 |
| | O+A list | | 161 | -161 | 0.00 |
| Trinidad and Tobago | APEC list | 11,470 | 149,533 | -138,063 | 0.08 |
| | OECD list | 640,498 | 148,520 | 491,978 | 4.31 |
| | O+A list | 645,960 | 224,557 | 421,403 | 2.88 |
| Tunisia | APEC list | 43,610 | 294,215 | -250,606 | 0.15 |
| | OECD list | 61,120 | 409,884 | -348,764 | 0.15 |
| | O+A list | 72,969 | 476,431 | -403,462 | 0.15 |
| Turkey | APEC list | 368,886 | 1,676,600 | -1,307,713 | 0.22 |
| | OECD list | 636,122 | 2,077,349 | -1,441,227 | 0.31 |
| | O+A list | 672,539 | 2,410,219 | -1,737,679 | 0.28 |
| Turkmenistan | APEC list | 668 | 71,268 | -70,601 | 0.01 |
| | OECD list | 272 | 140,759 | -140,487 | 0.00 |
| | O+A list | 669 | 157,177 | -156,508 | 0.00 |
| U.Rp. Tanzania | APEC list | 374 | 30,128 | -29,754 | 0.01 |
| | OECD list | 280 | 41,129 | -40,849 | 0.01 |
| | O+A list | 607 | 52,773 | -52,166 | 0.01 |
| Uganda | APEC list | 359 | 18,052 | -17,693 | 0.02 |
| | OECD list | 513 | 25,363 | -24,850 | 0.02 |
| | O+A list | 556 | 30,725 | -30,169 | 0.02 |
| United Kingdom | APEC list | 12,023,377 | 9,959,851 | 2,063,526 | 1.21 |
| | OECD list | 11,381,028 | 11,002,449 | 378,578 | 1.03 |
| | O+A list | 15,283,318 | 13,444,894 | 1,838,424 | 1.14 |
| United States | APEC list | 47,745,317 | 34,371,329 | 13,373,988 | 1.39 |
| | OECD list | 46,606,656 | 41,211,996 | 5,394,659 | 1.13 |
| | O+A list | 59,158,904 | 48,785,053 | 10,373,852 | 1.21 |
| Uruguay | APEC list | 14,211 | 72,706 | -58,495 | 0.20 |
| | OECD list | 24,097 | 102,567 | -78,470 | 0.23 |
| | O+A list | 24,919 | 117,261 | -92,343 | 0.21 |
| Venezuela | APEC list | 35,516 | 817,032 | -781,516 | 0.04 |
| | OECD list | 129,395 | 1,237,801 | -1,108,406 | 0.10 |
| | O+A list | 144,253 | 1,451,827 | -1,307,574 | 0.10 |
| Zambia | APEC list | 1,297 | 21,084 | -19,787 | 0.06 |
| | OECD list | 642 | 26,725 | -26,083 | 0.02 |
| | O+A list | 1,514 | 34,234 | -32,719 | 0.04 |
| Zimbabwe | APEC list | 3,458 | | 3,458 | |
| | OECD list | 9,443 | | 9,443 | |
| | O+A list | 11,062 | | 11,062 | |

This page blank.

Annex 2: Top trade balances by country & good in 2000 for goods on the O+A list

2000 trade values in \$US.

| Reporter | HS | Export (\$) | Import (\$) | Balance of Trade (\$) | HS Description |
|------------|--------|-------------|--------------|-----------------------|---|
| Algeria | 281410 | 25,811,044 | -322 | 25,810,722 | Anhydrous ammonia |
| | 290511 | 12,111,447 | -635,969 | 11,475,478 | Methanol |
| | 841012 | | -1,793 | -1,793 | Hydraulic turbines: 1 MW < output < 10 |
| | 252100 | | -4,697 | -4,697 | Limestone flux |
| | 281610 | | -5,823 | -5,823 | Magnesium hydroxide and peroxide |
| Argentina | 842139 | 59,496,616 | -30,500,568 | 28,996,048 | Filtering or purifying machinery and apparatus for gases |
| | 220710 | 21,706,610 | -543,411 | 21,163,199 | Ethanol |
| | 281410 | 20,096,140 | -412,095 | 19,684,045 | Anhydrous ammonia |
| | 841090 | 15,286,552 | -996,829 | 14,289,723 | Parts for hydraulic turbines |
| | 902810 | 12,396,528 | -5,744,746 | 6,651,782 | Gas supply, production and calibrating meters |
| Armenia | 841370 | 381,682 | -110,317 | 271,365 | Other centrifugal pumps |
| | 903289 | 237,660 | -28,468 | 209,192 | Other automatic regulation & control instruments |
| | 902680 | 122,006 | -10,579 | 111,427 | Other instruments for measuring liquids or gases |
| | 846291 | 75,165 | -2,563 | 72,602 | Hydraulic presses |
| | 902780 | 113,856 | -47,709 | 66,147 | Other instruments for physical or chemical analysis |
| Azerbaijan | 281511 | 967,191 | -13,625 | 953,566 | Sodium hydroxide solid |
| | 280110 | 250,525 | -2,903 | 247,622 | Chlorine, Hydrogen peroxide |
| | 847410 | 230,000 | -74,142 | 155,858 | Sorting, screening, separating & washing machines |
| | 841320 | 124,938 | -9,307 | 115,631 | Positive displacement pumps, hand operated |
| | 281830 | 103,499 | | 103,499 | Aluminium hydroxide |
| Bahamas | 840999 | 2,937,366 | -1,478,665 | 1,458,701 | Parts for diesel or semi-diesel engines |
| | 840991 | 3,186,116 | -2,581,398 | 604,718 | Parts for internal combustion piston engines |
| | 690390 | 400,000 | -13,208 | 386,792 | Other refractory ceramic goods |
| | 841440 | 962,846 | -619,651 | 343,195 | Air compressors mounted on a wheeled chassis for towing |
| | 731029 | 1,771,130 | -1,480,264 | 290,866 | Other cans < 501l |
| Barbados | 731029 | 5,073,110 | -1,328,517 | 3,744,593 | Other cans < 501l |
| | 903300 | 1,632,860 | -111,136 | 1,521,724 | Parts and accessories for regulation & control instruments, nes |
| | 320990 | 477,820 | -54,244 | 423,576 | Other paints and varnishes, in aqueous medium |
| | 847990 | 1,033,341 | -622,215 | 411,126 | Parts of machines |
| | 220710 | 182,281 | -3,476 | 178,805 | Ethanol |
| Belize | 901580 | 107,326 | -33,177 | 74,149 | Other surveying instruments |
| | 902780 | 89,610 | -61,099 | 28,511 | Other instruments for physical or chemical analysis |
| | 903130 | | -18 | -18 | Profile projectors |
| | 220710 | | -28 | -28 | Ethanol |
| | 701710 | | -41 | -41 | Glass of fused quartz |
| Benin | 840510 | 558,553 | -47,913 | 510,640 | Gas generators |
| | 320990 | 191,818 | -80,165 | 111,653 | Other paints and varnishes, in aqueous medium |
| | 850590 | 12,535 | -272 | 12,263 | Electro magnets & similar devices |
| | 903031 | | -61 | -61 | Multimeters |
| | 690919 | | -65 | -65 | Other ceramic wares |
| Bolivia | 901580 | 6,170,921 | -1,109,963 | 5,060,958 | Other surveying instruments |
| | 220710 | 3,861,733 | -333 | 3,861,400 | Ethanol |
| | 841350 | 2,071,100 | -116,473 | 1,954,627 | Other reciprocating positive displacement pumps |
| | 841440 | 3,040,608 | -1,254,410 | 1,786,198 | Air compressors mounted on a wheeled chassis for towing |
| | 901590 | 693,850 | -315,313 | 378,537 | Parts & accessories of surveying instruments |
| Botswana | 281830 | | -27 | -27 | Aluminium hydroxide |
| | 283524 | | -109 | -109 | Phosphates of potassium |
| | 902740 | | -675 | -675 | Exposure meters |
| | 890710 | 38 | -838 | -800 | Inflatable rafts |
| | 841013 | | -3,172 | -3,172 | Hydraulic turbines: output > 10 MW |
| Brazil | 841430 | 419,630,400 | -63,569,464 | 356,060,936 | Compressors of a kind used in refrigerating equipment |
| | 840991 | 403,690,624 | -213,865,504 | 189,825,120 | Parts for internal combustion piston engines |
| | 840999 | 368,187,296 | -216,253,600 | 151,933,696 | Parts for diesel or semi-diesel engines |
| | 902830 | 30,463,748 | -2,414,574 | 28,049,174 | Electricity meters |
| | 220710 | 34,753,608 | -11,445,630 | 23,307,978 | Ethanol |

| Reporter | HS | Export (\$) | Import (\$) | Balance of Trade (\$) | HS Description |
|-------------|--------|---------------|----------------|-----------------------|---|
| Chile | 290511 | 297,002,304 | -174,671 | 296,827,633 | Methanol |
| | 392020 | 14,673,233 | -10,849,896 | 3,823,337 | Polypropylene sheeting, etc. |
| | 731021 | 965,046 | -116,013 | 849,033 | Cans < 50 l, closed by soldering or crimping |
| | 280110 | 667,306 | -2,580 | 664,726 | Chlorine, Hydrogen peroxide |
| | 780600 | 821,790 | -264,620 | 557,170 | Other articles of lead |
| China | 392690 | 3,822,383,384 | -1,597,208,332 | 2,225,175,052 | Other articles of plastic |
| | 392490 | 1,144,321,067 | -234,817,767 | 909,503,300 | Household & toilet articles of plastic |
| | 854389 | 1,076,598,844 | -556,061,759 | 520,537,085 | Other electrical machines and apparatus with one function |
| | 847290 | 855,753,394 | -467,609,564 | 388,143,830 | Other office machines |
| | 732510 | 322,286,700 | -14,797,950 | 307,488,750 | Articles of cast iron |
| Colombia | 681099 | 4,774,354 | -5,415 | 4,768,939 | Other articles of cement, concrete |
| | 283526 | 6,433,021 | -2,581,503 | 3,851,518 | Other phosphates of calcium |
| | 731010 | 3,196,780 | -120,405 | 3,076,375 | Tanks, drums, etc. >50 l < 300 l |
| | 392020 | 17,745,680 | -14,951,144 | 2,794,536 | Polypropylene sheeting, etc. |
| | 320910 | 4,140,918 | -2,300,397 | 1,840,521 | Paints and varnishes, in aqueous medium, acrylic or vinyl |
| Costa Rica | 731021 | 9,822,158 | -1,747,051 | 8,075,107 | Cans < 50 l, closed by soldering or crimping |
| | 220710 | 7,720,039 | -43,054 | 7,676,985 | Ethanol |
| | 854389 | 15,181,073 | -11,694,700 | 3,486,373 | Other electrical machines and apparatus with one function |
| | 701990 | 4,350,158 | -1,528,404 | 2,821,754 | Other glass fiber products |
| | 320990 | 2,627,620 | -680,401 | 1,947,219 | Other paints and varnishes, in aqueous medium |
| Croatia | 903289 | 18,446,784 | -4,833,573 | 13,613,211 | Other automatic regulation & control instruments |
| | 701720 | 5,143,345 | -227,212 | 4,916,133 | Laboratory glassware |
| | 840991 | 7,587,382 | -3,246,940 | 4,340,442 | Parts for internal combustion piston engines |
| | 252220 | 2,633,141 | -779,648 | 1,853,493 | Slaked (hydrated) lime |
| | 854140 | 2,310,490 | -1,044,733 | 1,265,757 | Photosensitive semiconductor devices, incl. solar cells |
| Cyprus | 870892 | 1,443,911 | -787,117 | 656,794 | Silencers and exhaust pipes, motor vehicles |
| | 701790 | 790,818 | -535,313 | 255,505 | Other laboratory glassware |
| | 282410 | 140,177 | | 140,177 | Lead monoxide |
| | 902750 | 173,258 | -109,400 | 63,858 | Other instruments using optical radiation |
| | 901590 | 78,728 | -51,175 | 27,553 | Parts & accessories of surveying instruments |
| Dominica | 847982 | 70,370 | -3,089 | 67,281 | Other machines for mixing/grinding |
| | 841919 | 47,422 | -32,582 | 14,840 | Other instantaneous or storage water heaters, non-electric |
| | 903180 | 50,312 | -40,530 | 9,782 | Other measuring or checking instruments |
| | 890710 | 6,666 | -3,259 | 3,407 | Inflatable rafts |
| | 460120 | 3,148 | -796 | 2,352 | Mats matings & screens of vegetable materials |
| Ecuador | 392020 | 7,908,883 | -1,564,215 | 6,344,668 | Polypropylene sheeting, etc. |
| | 220710 | 6,064,174 | -887,941 | 5,176,233 | Ethanol |
| | 731021 | 2,312,332 | -3,610 | 2,308,722 | Cans < 50 l, closed by soldering or crimping |
| | 851430 | 384,500 | -94,588 | 289,912 | Industrial/lab electric furnaces & ovens, nes |
| | 282010 | 12,000 | -1,504 | 10,496 | Manganese dioxide |
| El Salvador | 731029 | 3,606,802 | -370,354 | 3,236,448 | Other cans < 50l |
| | 220710 | 6,495,677 | -3,566,037 | 2,929,640 | Ethanol |
| | 320910 | 2,026,578 | -488,735 | 1,537,843 | Paints and varnishes, in aqueous medium, acrylic or vinyl |
| | 681099 | 1,231,417 | -138,780 | 1,092,637 | Other articles of cement, concrete |
| | 730900 | 1,035,949 | -304,603 | 731,346 | Tanks, vats, etc. > 300l |
| Fiji | 320990 | 295,773 | | 295,773 | Other paints and varnishes, in aqueous medium |
| | 392690 | 145,612 | | 145,612 | Other articles of plastic |
| | 901540 | 68,783 | | 68,783 | Photometric surveying instruments |
| | 320910 | 65,681 | | 65,681 | Paints and varnishes, in aqueous medium, acrylic or vinyl |
| | 731021 | 55,180 | | 55,180 | Cans < 50 l, closed by soldering or crimping |
| Gabon | 701990 | 997,586 | -261,111 | 736,475 | Other glass fiber products |
| | 902730 | 56,381 | -13,944 | 42,437 | Spectrometers, etc. |
| | 903300 | 34,271 | -19,342 | 14,929 | Parts and accessories for regulation & control instruments, nes |
| | 843680 | 4,232 | | 4,232 | Other machinery |
| | 580190 | | -4 | -4 | Woven pile & chenille fabrics of other textile materials |

| Reporter | HS | Export (\$) | Import (\$) | Balance of Trade (\$) | HS Description |
|-----------|--------|-------------|-------------|-----------------------|--|
| Gambia | 847439 | 140,119 | -118,025 | 22,094 | Other mixing or kneading machines for earth, stone, sand, etc. |
| | 580190 | 1,656 | -86 | 1,570 | Woven pile & chenille fabrics of other textile materials |
| | 903089 | 921 | | 921 | Other measuring instruments & apparatus |
| | 902519 | 937 | -572 | 365 | Other thermometers, pyrometers |
| | 902790 | | -86 | -86 | Parts for instruments, incl. microtomes |
| Georgia | 847989 | 2,511,228 | -852,037 | 1,659,191 | Other machines, nes, having individual functions |
| | 282010 | 79,492 | | 79,492 | Manganese dioxide |
| | 903120 | 56,255 | | 56,255 | Test benches |
| | 281410 | 52,692 | | 52,692 | Anhydrous ammonia |
| | 842382 | 60,130 | -8,570 | 51,560 | Weighing machines capacity >30 kg <500 kg |
| Grenada | 847989 | 1,771,452 | -56,656 | 1,714,796 | Other machines, nes, having individual functions |
| | 901590 | 3,686 | -821 | 2,865 | Parts & accessories of surveying instruments |
| | 902590 | | -4 | -4 | Parts for thermometers, hydrometers, barometers, etc. |
| | 903130 | | -10 | -10 | Profile projectors |
| | 281610 | | -16 | -16 | Magnesium hydroxide and peroxide |
| Guatemala | 220710 | 8,568,249 | -73,553 | 8,494,696 | Ethanol |
| | 731029 | 8,018,394 | -2,554,529 | 5,463,865 | Other cans < 50l |
| | 280110 | 4,835,293 | -1,112,316 | 3,722,977 | Chlorine, Hydrogen peroxide |
| | 842220 | 834,690 | -44,724 | 789,966 | Machinery to clean, dry bottles, etc. |
| | 731010 | 841,477 | -108,832 | 732,645 | Tanks, drums, etc. >50 l < 300 l |
| Guinea | 281830 | 56,885,088 | | 56,885,088 | Aluminium hydroxide |
| | 841350 | 924 | -237 | 687 | Other reciprocating positive displacement pumps |
| | 901590 | 5,171 | -4,778 | 393 | Parts & accessories of surveying instruments |
| | 903020 | 288 | | 288 | Cathode-ray oscilloscopes |
| | 283220 | | -103 | -103 | Other sulphites |
| Honduras | 320990 | 4,421,342 | -360,113 | 4,061,229 | Other paints and varnishes, in aqueous medium |
| | 283523 | 29,628 | -14,248 | 15,380 | Phosphates of trisodium |
| | 252100 | 6,000 | | 6,000 | Limestone flux |
| | 903130 | | -279 | -279 | Profile projectors |
| | 901320 | | -393 | -393 | Lasers |
| India | 732510 | 29,187,836 | -119,037 | 29,068,799 | Articles of cast iron |
| | 841440 | 27,554,884 | -6,202,256 | 21,352,628 | Air compressors mounted on a wheeled chassis for towing |
| | 701990 | 24,495,612 | -4,741,221 | 19,754,391 | Other glass fiber products |
| | 854140 | 28,115,176 | -12,266,875 | 15,848,301 | Photosensitive semiconductor devices, incl. solar cells |
| | 281830 | 14,170,302 | -313,096 | 13,857,206 | Aluminium hydroxide |
| Indonesia | 281410 | 135,816,352 | -116,607 | 135,699,745 | Anhydrous ammonia |
| | 290511 | 60,349,708 | -20,011,344 | 40,338,364 | Methanol |
| | 392020 | 51,639,496 | -11,586,589 | 40,052,907 | Polypropylene sheeting, etc. |
| | 730900 | 42,920,728 | -4,491,828 | 38,428,900 | Tanks, vats, etc. > 300l |
| | 853931 | 50,915,888 | -12,641,072 | 38,274,816 | Fluorescent lamps, hot cathode |
| Iran | 392490 | 15,975,705 | | 15,975,705 | Household & toilet articles of plastic |
| | 281410 | 14,833,000 | -50,820 | 14,782,180 | Anhydrous ammonia |
| | 290511 | 7,759,891 | -61,371 | 7,698,520 | Methanol |
| | 392690 | 9,259,007 | -4,494,246 | 4,764,761 | Other articles of plastic |
| | 851629 | 2,915,486 | -62,869 | 2,852,617 | Other electric space heating and soil heating apparatus |
| Jamaica | 220710 | 37,941,936 | -18,750 | 37,923,186 | Ethanol |
| | 281830 | 12,181,806 | -43,052 | 12,138,754 | Aluminium hydroxide |
| | 252100 | 1,559,527 | -525 | 1,559,002 | Limestone flux |
| | 901580 | 548,900 | -54,059 | 494,841 | Other surveying instruments |
| | 731010 | 633,210 | -279,200 | 354,010 | Tanks, drums, etc. >50 l < 300 l |
| Jordan | 731021 | 5,238,816 | -913,200 | 4,325,616 | Cans < 50 l, closed by soldering or crimping |
| | 320990 | 2,937,387 | -445,298 | 2,492,089 | Other paints and varnishes, in aqueous medium |
| | 902730 | 2,525,510 | -501,730 | 2,023,780 | Spectrometers, etc. |
| | 902290 | 2,137,585 | -403,963 | 1,733,622 | Other radiography apparatus and parts |
| | 841950 | 2,037,357 | -900,159 | 1,137,198 | Heat exchange units |

| Reporter | HS | Export (\$) | Import (\$) | Balance of Trade (\$) | HS Description |
|------------|--------|---------------|--------------|-----------------------|--|
| Kazakhstan | 282410 | 1,370,399 | -17,998 | 1,352,401 | Lead monoxide |
| | 780600 | 427,100 | -50,797 | 376,303 | Other articles of lead |
| | 283526 | 216,800 | | 216,800 | Other phosphates of calcium |
| | 902590 | 175,098 | -124,094 | 51,004 | Parts for thermometers, hydrometers, barometers, etc. |
| | 841090 | 97,297 | -50,298 | 46,999 | Parts for hydraulic turbines |
| Kenya | 220710 | 958,839 | -10,228 | 948,611 | Ethanol |
| | 392490 | 1,359,451 | -633,564 | 725,887 | Household & toilet articles of plastic |
| | 252220 | 323,818 | -156 | 323,662 | Slaked (hydrated) lime |
| | 731010 | 325,257 | -19,803 | 305,454 | Tanks, drums, etc. >50 l < 300 l |
| | 320910 | 211,304 | -76,705 | 134,599 | Paints and varnishes, in aqueous medium, acrylic or vinyl |
| Lebanon | 841790 | 1,752,249 | -172,362 | 1,579,887 | Parts of furnaces, non-electric |
| | 780600 | 984,978 | -24,383 | 960,595 | Other articles of lead |
| | 320990 | 1,944,035 | -1,155,004 | 789,031 | Other paints and varnishes, in aqueous medium |
| | 847432 | 515,266 | -305,370 | 209,896 | Mixing machines |
| | 731029 | 474,437 | -274,849 | 199,588 | Other cans < 501l |
| Malaysia | 854140 | 512,576,832 | -175,104,608 | 337,472,224 | Photosensitive semiconductor devices, incl. solar cells |
| | 903130 | 67,221,376 | -2,725,421 | 64,495,955 | Profile projectors |
| | 903289 | 106,490,752 | -43,411,972 | 63,078,780 | Other automatic regulation & control instruments |
| | 903210 | 58,861,444 | -10,740,135 | 48,121,309 | Thermostats |
| | 847290 | 51,769,096 | -22,263,268 | 29,505,828 | Other office machines |
| Maldives | 690919 | | -5 | -5 | Other ceramic wares |
| | 903010 | | -28 | -28 | Ionizing radiation measuring & detecting instruments |
| | 780600 | | -37 | -37 | Other articles of lead |
| | 731021 | | -45 | -45 | Cans < 50 l, closed by soldering or crimping |
| | 283210 | | -63 | -63 | Sodium sulphites |
| Mauritius | 902780 | 8,229,536 | -937,763 | 7,291,773 | Other instruments for physical or chemical analysis |
| | 220710 | 299,245 | -747 | 298,498 | Ethanol |
| | 890790 | 271,084 | -140,349 | 130,735 | Other floating structures |
| | 902229 | 43,970 | -1,617 | 42,353 | Radiography apparatus |
| | 700800 | | -46 | -46 | Multiple walled insulating units of glass |
| Mexico | 854389 | 1,127,461,888 | -260,916,144 | 866,545,744 | Other electrical machines and apparatus with one function |
| | 848180 | 898,314,368 | -512,179,744 | 386,134,624 | Other taps, cocks, valves, etc. |
| | 840999 | 696,243,456 | -390,586,688 | 305,656,768 | Parts for diesel or semi-diesel engines |
| | 903210 | 305,380,960 | -150,340,976 | 155,039,984 | Thermostats |
| | 841919 | 130,583,632 | -8,057,166 | 122,526,466 | Other instantaneous or storage water heaters, non-electric |
| Mongolia | 681099 | 129,081 | -59,310 | 69,771 | Other articles of cement, concrete |
| | 902750 | 30,000 | -564 | 29,436 | Other instruments using optical radiation |
| | 841911 | 15,929 | -11,188 | 4,741 | Instantaneous gas water heaters |
| | 902810 | 1,570 | -1,530 | 40 | Gas supply, production and calibrating meters |
| | 252100 | 6 | | 6 | Limestone flux |
| Namibia | 901590 | 215,700 | -163,921 | 51,779 | Parts & accessories of surveying instruments |
| | 230210 | 70,195 | -21,834 | 48,361 | Bran sharps & other residues of maize |
| | 903110 | 21,001 | -7,441 | 13,560 | Machines for balancing mechanical parts |
| | 901540 | 19,939 | -14,169 | 5,770 | Photometric surveying instruments |
| | 902710 | 10,163 | -4,927 | 5,236 | Instruments for analyzing gas or smoke |
| Nepal | 960310 | 685,639 | -3,905 | 681,734 | Brooms, hand |
| | 848130 | 31,892 | -17,869 | 14,023 | Valves, check |
| | 252100 | 1,057 | | 1,057 | Limestone flux |
| | 903020 | | -45 | -45 | Cathode-ray oscilloscopes |
| | 283220 | | -53 | -53 | Other sulphites |
| Nicaragua | 220710 | 2,579,266 | -670,608 | 1,908,658 | Ethanol |
| | 380210 | 932,897 | -466,708 | 466,189 | Activated carbon |
| | 252220 | 3,572 | -233 | 3,339 | Slaked (hydrated) lime |
| | 460120 | | -10 | -10 | Mats matings & screens of vegetable materials |
| | 890710 | | -31 | -31 | Inflatable rafts |

| Reporter | HS | Export (\$) | Import (\$) | Balance of Trade (\$) | HS Description |
|----------------------------------|--------|-------------|--------------|-----------------------|--|
| Nigeria | 841410 | 1,305,033 | -575,775 | 729,258 | Vacuum pumps |
| | 731029 | 2,555,193 | -1,838,327 | 716,866 | Other cans < 501l |
| | 841013 | 234,632 | | 234,632 | Hydraulic turbines: output > 10 MW |
| | 903020 | | -711 | -711 | Cathode-ray oscilloscopes |
| | 903010 | | -1,236 | -1,236 | Ionizing radiation measuring & detecting instruments |
| Oman | 252100 | 1,035,492 | -32,139 | 1,003,353 | Limestone flux |
| | 392020 | 1,382,297 | -425,147 | 957,150 | Polypropylene sheeting, etc. |
| | 281511 | 834,092 | -605,907 | 228,185 | Sodium hydroxide solid |
| | 731021 | 595,785 | -378,090 | 217,695 | Cans < 50 l, closed by soldering or crimping |
| | 252220 | 81,928 | | 81,928 | Slaked (hydrated) lime |
| Panama | 220710 | 3,084,073 | -1,266 | 3,082,807 | Ethanol |
| | 282410 | 1,166,825 | | 1,166,825 | Lead monoxide |
| | 690210 | 133,528 | -7,282 | 126,246 | Goods containing magnesium, calcium/chromium etc. |
| | 960310 | 147,266 | -65,656 | 81,610 | Brooms, hand |
| | 690919 | | -112 | -112 | Other ceramic wares |
| Paraguay | 841090 | 336,449 | -25,789 | 310,660 | Parts for hydraulic turbines |
| | 901540 | 4,889 | | 4,889 | Photometric surveying instruments |
| | 840420 | | -93 | -93 | Condensers for steam and other vapor power units |
| | 690390 | | -183 | -183 | Other refractory ceramic goods |
| | 903281 | | -199 | -199 | Hydraulic/pneumatic automatic regulate, control instruments |
| Peru | 283525 | 5,956,546 | -78,237 | 5,878,309 | Calcium hydrogenorthophosphate |
| | 281512 | 3,919,784 | -1,141,201 | 2,778,583 | Sodium hydroxide in aqueous solution |
| | 282410 | 2,303,269 | -42,995 | 2,260,274 | Lead monoxide |
| | 280110 | 627,761 | -82,302 | 545,459 | Chlorine, Hydrogen peroxide |
| | 902229 | 250,736 | -15,361 | 235,375 | Radiography apparatus |
| Philippines | 854140 | 103,381,280 | -12,105,602 | 91,275,678 | Photosensitive semiconductor devices, incl. solar cells |
| | 380210 | 31,017,260 | -2,934,318 | 28,082,942 | Activated carbon |
| | 392020 | 28,416,962 | -19,935,240 | 8,481,722 | Polypropylene sheeting, etc. |
| | 842220 | 7,618,565 | -2,232,814 | 5,385,751 | Machinery to clean, dry bottles, etc. |
| | 701990 | 6,570,031 | -2,822,331 | 3,747,700 | Other glass fiber products |
| Rep. of Korea | 841430 | 377,154,592 | -218,402,816 | 158,751,776 | Compressors of a kind used in refrigerating equipment |
| | 392690 | 271,831,200 | -148,532,240 | 123,298,960 | Other articles of plastic |
| | 560314 | 117,375,824 | -4,488,127 | 112,887,697 | Man-made filament weighing >150g/sqm |
| | 730900 | 113,790,472 | -21,425,316 | 92,365,156 | Tanks, vats, etc. > 300l |
| | 841989 | 212,576,432 | -128,379,216 | 84,197,216 | Other machinery materials treatment by change of temperature |
| Saint Kitts and Nevis | 850231 | 18,518 | -6,461 | 12,057 | Other generating sets; wind powered |
| | 842389 | 10,000 | -3,897 | 6,103 | Weighing machines |
| | 840420 | | -9 | -9 | Condensers for steam and other vapor power units |
| | 230210 | | -12 | -12 | Bran sharps & other residues of maize |
| | 283510 | | -15 | -15 | Phosphinates and phosphonates |
| Saint Lucia | 903190 | 1,482,976 | -187 | 1,482,789 | Parts and accessories for measuring/checking instruments |
| | 840510 | 12,182 | | 12,182 | Gas generators |
| | 903031 | 59,162 | -49,949 | 9,213 | Multimeters |
| | 846291 | 13,080 | -6,388 | 6,692 | Hydraulic presses |
| | 840420 | 2,164 | | 2,164 | Condensers for steam and other vapor power units |
| Saint Vincent and the Grenadines | 681099 | 261,846 | -51,623 | 210,223 | Other articles of cement, concrete |
| | 846291 | 118,124 | -2,001 | 116,123 | Hydraulic presses |
| | 847439 | 24,888 | -1,485 | 23,403 | Other mixing or kneading machines for earth, stone, sand, etc. |
| | 903090 | 2,696 | -921 | 1,775 | Parts and accessories for measuring instruments |
| | 901580 | 2,012 | -299 | 1,713 | Other surveying instruments |
| Saudi Arabia | 290511 | 286,760,118 | -573,984 | 286,186,134 | Methanol |
| | 281512 | 81,986,656 | -78,614 | 81,908,042 | Sodium hydroxide in aqueous solution |
| | 731021 | 10,601,806 | -2,228,457 | 8,373,349 | Cans < 50 l, closed by soldering or crimping |
| | 281511 | 5,429,451 | -166,651 | 5,262,800 | Sodium hydroxide solid |
| | 840510 | 7,397,120 | -2,861,650 | 4,535,470 | Gas generators |

| Reporter | HS | Export (\$) | Import (\$) | Balance of Trade (\$) | HS Description |
|-----------------------|--------|-------------|--------------|-----------------------|---|
| Senegal | 731021 | 2,738,521 | -133,180 | 2,605,341 | Cans < 50 l, closed by soldering or crimping |
| | 392490 | 2,327,755 | -719,443 | 1,608,312 | Household & toilet articles of plastic |
| | 840510 | 1,060,392 | -19,239 | 1,041,153 | Gas generators |
| | 460120 | 507,579 | -2,755 | 504,824 | Mats mattings & screens of vegetable materials |
| | 731010 | 506,753 | -72,740 | 434,013 | Tanks, drums, etc. >50 l < 300 l |
| Serbia and Montenegro | 690210 | 8,164,000 | -81,000 | 8,083,000 | Goods containing magnesium, calcium/chromium etc. |
| | 840991 | 9,607,000 | -3,838,000 | 5,769,000 | Parts for internal combustion piston engines |
| | 732510 | 2,508,000 | -189,000 | 2,319,000 | Articles of cast iron |
| | 960310 | 2,211,000 | | 2,211,000 | Brooms, hand |
| Singapore | 840999 | 4,242,000 | -2,123,000 | 2,119,000 | Parts for diesel or semi-diesel engines |
| | 841430 | 167,285,504 | -66,982,648 | 100,302,856 | Compressors of a kind used in refrigerating equipment |
| | 392690 | 382,368,320 | -285,444,096 | 96,924,224 | Other articles of plastic |
| | 902780 | 127,557,744 | -54,709,536 | 72,848,208 | Other instruments for physical or chemical analysis |
| | 902620 | 55,232,788 | -20,938,832 | 34,293,956 | Instruments for measuring or checking pressure |
| Slovenia | 903289 | 111,511,112 | -85,699,728 | 25,811,384 | Other automatic regulation & control instruments |
| | 902830 | 75,027,912 | -352,902 | 74,675,010 | Electricity meters |
| | 841430 | 92,531,416 | -22,929,558 | 69,601,858 | Compressors of a kind used in refrigerating equipment |
| | 840991 | 29,709,428 | -7,157,240 | 22,552,188 | Parts for internal combustion piston engines |
| | 290511 | 14,446,994 | -450,437 | 13,996,557 | Methanol |
| Swaziland | 848180 | 33,332,276 | -20,122,380 | 13,209,896 | Other taps, cocks, valves, etc. |
| | 220710 | 3,242,151 | -298,212 | 2,943,939 | Ethanol |
| | 283220 | 449,637 | -270,232 | 179,405 | Other sulphites |
| | 848180 | 1,388,011 | -1,262,685 | 125,326 | Other taps, cocks, valves, etc. |
| | 841012 | 65,092 | -6,474 | 58,618 | Hydraulic turbines: 1 MW < output < 10 |
| TFYR of Macedonia | 840510 | 32,104 | -17,848 | 14,256 | Gas generators |
| | 842121 | 2,823,440 | -711,444 | 2,111,996 | Water filtering or purifying machinery and apparatus |
| | 220710 | 1,048,549 | -291,609 | 756,940 | Ethanol |
| | 681099 | 610,255 | -28,014 | 582,241 | Other articles of cement, concrete |
| | 690220 | 535,439 | -173,078 | 362,361 | Refractory bricks blocks etc containing alumina, silica |
| Thailand | 320910 | 434,861 | -92,190 | 342,671 | Paints and varnishes, in aqueous medium, acrylic or vinyl |
| | 854140 | 131,508,384 | -59,937,120 | 71,571,264 | Photosensitive semiconductor devices, incl. solar cells |
| | 392020 | 60,026,156 | -17,690,598 | 42,335,558 | Polypropylene sheeting, etc. |
| | 853931 | 45,962,960 | -7,363,166 | 38,599,794 | Fluorescent lamps, hot cathode |
| | 392490 | 29,093,332 | -1,853,476 | 27,239,856 | Household & toilet articles of plastic |
| Togo | 854389 | 218,050,048 | -191,161,600 | 26,888,448 | Other electrical machines and apparatus with one function |
| | 841013 | 20,985 | | 20,985 | Hydraulic turbines: output > 10 MW |
| | 731021 | 16,829 | -14,613 | 2,216 | Cans < 50 l, closed by soldering or crimping |
| | 700800 | 2,422 | -1,088 | 1,334 | Multiple walled insulating units of glass |
| | 890790 | 2,129 | -1,052 | 1,077 | Other floating structures |
| Trinidad and Tobago | 901580 | 10,828 | -10,361 | 467 | Other surveying instruments |
| | 281410 | 359,162,720 | -1,974 | 359,160,746 | Anhydrous ammonia |
| | 290511 | 267,052,832 | -3,337 | 267,049,495 | Methanol |
| | 681099 | 1,713,876 | -187,993 | 1,525,883 | Other articles of cement, concrete |
| | 320910 | 596,575 | -267,075 | 329,500 | Paints and varnishes, in aqueous medium, acrylic or vinyl |
| Tunisia | 320990 | 187,118 | -179,149 | 7,969 | Other paints and varnishes, in aqueous medium |
| | 283525 | 16,838,496 | -620,308 | 16,218,188 | Calcium hydrogenorthophosphate |
| | 320910 | 4,244,812 | -449,345 | 3,795,467 | Paints and varnishes, in aqueous medium, acrylic or vinyl |
| | 902830 | 1,815,589 | -482,655 | 1,332,934 | Electricity meters |
| | 731010 | 945,273 | -505,096 | 440,177 | Tanks, drums, etc. >50 l < 300 l |
| Turkey | 681099 | 105,546 | -9,658 | 95,888 | Other articles of cement, concrete |
| | 392020 | 79,672,160 | -25,900,448 | 53,771,712 | Polypropylene sheeting, etc. |
| | 840999 | 179,586,880 | -128,816,512 | 50,770,368 | Parts for diesel or semi-diesel engines |
| | 841911 | 40,712,584 | -1,135,839 | 39,576,745 | Instantaneous gas water heaters |
| | 732510 | 27,562,552 | -1,392,259 | 26,170,293 | Articles of cast iron |
| | 851629 | 19,540,566 | -2,385,483 | 17,155,083 | Other electric space heating and soil heating apparatus |

| Reporter | HS | Export (\$) | Import (\$) | Balance of Trade (\$) | HS Description |
|-------------------------|--------|-------------|-------------|-----------------------|---|
| Turkmenistan | 560314 | 54,930 | | 54,930 | Man-made filament weighing >150g/sqm |
| | 903039 | 13,333 | -12,995 | 338 | Other electrical measurement instruments |
| | 283524 | | -27 | -27 | Phosphates of potassium |
| | 841011 | | -27 | -27 | Hydraulic turbines: output < 1 MW |
| | 841940 | | -29 | -29 | Distilling/rectifying plant |
| Uganda | 281512 | 8,245 | -2,485 | 5,760 | Sodium hydroxide in aqueous solution |
| | 890790 | 1,147 | -761 | 386 | Other floating structures |
| | 282410 | | -1 | -1 | Lead monoxide |
| | 560314 | | -9 | -9 | Man-made filament weighing >150g/sqm |
| | 283524 | | -28 | -28 | Phosphates of potassium |
| United Rep. of Tanzania | 840510 | 161,920 | -21,258 | 140,662 | Gas generators |
| | 283529 | 88,451 | -13,776 | 74,675 | Other phosphates |
| | 230210 | 49,322 | | 49,322 | Bran sharps & other residues of maize |
| | 902720 | | -37 | -37 | Chromatographs, etc. |
| | 841012 | | -39 | -39 | Hydraulic turbines: 1 MW < output < 10 |
| Uruguay | 847982 | 6,650,924 | -3,282,705 | 3,368,219 | Other machines for mixing/grinding |
| | 731021 | 1,729,414 | -389,247 | 1,340,167 | Cans < 50 l, closed by soldering or crimping |
| | 280110 | 1,064,120 | -10,539 | 1,053,581 | Chlorine, Hydrogen peroxide |
| | 320910 | 2,764,317 | -1,885,812 | 878,505 | Paints and varnishes, in aqueous medium, acrylic or vinyl |
| | 281511 | 1,006,679 | -269,178 | 737,501 | Sodium hydroxide solid |
| Venezuela | 290511 | 69,731,992 | -2,379,031 | 67,352,961 | Methanol |
| | 281410 | 8,659,208 | -832,381 | 7,826,827 | Anhydrous ammonia |
| | 284700 | 4,131,563 | -342,678 | 3,788,885 | Hydrogen Peroxide |
| | 560314 | 2,380,514 | -982,523 | 1,397,991 | Man-made filament weighing >150g/sqm |
| | 960310 | 1,063,014 | -455,855 | 607,159 | Brooms, hand |
| Zambia | 230210 | 628,237 | | 628,237 | Bran sharps & other residues of maize |
| | 841780 | 180,186 | -49,970 | 130,216 | Other furnaces, ovens, incinerators, non- electric |
| | 701720 | 29,688 | -1,730 | 27,958 | Laboratory glassware |
| | 252220 | 2,777 | | 2,777 | Slaked (hydrated) lime |
| | 851410 | | -120 | -120 | Industrial or laboratory electric resistance furnaces |
| Zimbabwe | 220710 | 3,133,345 | | 3,133,345 | Ethanol |
| | 690220 | 864,344 | | 864,344 | Refractory bricks blocks etc containing alumina, silica |
| | 848180 | 823,403 | | 823,403 | Other taps, cocks, valves, etc. |
| | 392020 | 575,713 | | 575,713 | Polypropylene sheeting, etc. |
| | 320990 | 484,437 | | 484,437 | Other paints and varnishes, in aqueous medium |

This page blank.

Annex 3: Top exports & imports by country & good from 1997-2001 for goods on the O+A list

Average annual trade values in \$US

| Reporter | Flow | HS | Export | HS Description |
|---------------------|--------|--------|-------------|---|
| Algeria | Export | 281410 | 23,783,182 | Anhydrous ammonia |
| | | 290511 | 9,562,725 | Methanol |
| | | 901580 | 1,844,569 | Other surveying instruments |
| | | 854389 | 465,616 | Other electrical machines and apparatus with one function |
| | | 731021 | 323,360 | Cans < 50 l, closed by soldering or crimping |
| | Import | 841480 | 65,078,106 | Other air or gas compressors or hoods |
| | | 848180 | 60,448,458 | Other taps, cocks, valves, etc. |
| | | 841490 | 51,478,420 | Parts for air or gas compressors, fans or hoods |
| | | 841990 | 38,813,666 | Parts for heat exchange equipment |
| | | 840999 | 38,148,505 | Parts for diesel or semi-diesel engines |
| Antigua and Barbuda | Export | 840999 | 146,557 | Parts for diesel or semi-diesel engines |
| | | 840991 | 105,486 | Parts for internal combustion piston engines |
| | | 841430 | 91,614 | Compressors of a kind used in refrigerating equipment |
| | | 392690 | 47,718 | Other articles of plastic |
| | | 730900 | 29,076 | Tanks, vats, etc. > 300l |
| | Import | 840999 | 1,407,557 | Parts for diesel or semi-diesel engines |
| | | 392690 | 1,305,523 | Other articles of plastic |
| | | 840991 | 534,225 | Parts for internal combustion piston engines |
| | | 392490 | 527,047 | Household & toilet articles of plastic |
| | | 841381 | 495,070 | Other pumps |
| Argentina | Export | 840991 | 48,881,766 | Parts for internal combustion piston engines |
| | | 840999 | 37,876,218 | Parts for diesel or semi-diesel engines |
| | | 842139 | 36,307,227 | Filtering or purifying machinery and apparatus for gases |
| | | 848180 | 29,833,433 | Other taps, cocks, valves, etc. |
| | | 220710 | 23,943,199 | Ethanol |
| | Import | 841480 | 105,472,482 | Other air or gas compressors or hoods |
| | | 854389 | 92,744,797 | Other electrical machines and apparatus with one function |
| | | 840999 | 89,575,862 | Parts for diesel or semi-diesel engines |
| | | 848180 | 88,860,588 | Other taps, cocks, valves, etc. |
| | | 392690 | 87,675,074 | Other articles of plastic |
| Armenia | Export | 841370 | 569,900 | Other centrifugal pumps |
| | | 848180 | 421,137 | Other taps, cocks, valves, etc. |
| | | 841381 | 204,641 | Other pumps |
| | | 903289 | 193,030 | Other automatic regulation & control instruments |
| | | 281512 | 184,372 | Sodium hydroxide in aqueous solution |
| | Import | 902830 | 1,495,078 | Electricity meters |
| | | 283210 | 1,456,923 | Sodium sulphites |
| | | 902290 | 1,163,575 | Other radiography apparatus and parts |
| | | 320990 | 906,059 | Other paints and varnishes, in aqueous medium |
| | | 902810 | 889,158 | Gas supply, production and calibrating meters |
| Azerbaijan | Export | 901580 | 1,845,840 | Other surveying instruments |
| | | 281511 | 962,140 | Sodium hydroxide solid |
| | | 901590 | 934,886 | Parts & accessories of surveying instruments |
| | | 848180 | 764,756 | Other taps, cocks, valves, etc. |
| | | 841381 | 739,888 | Other pumps |
| | Import | 841370 | 6,657,362 | Other centrifugal pumps |
| | | 841480 | 5,931,465 | Other air or gas compressors or hoods |
| | | 730900 | 5,391,499 | Tanks, vats, etc. > 300l |
| | | 901590 | 4,980,312 | Parts & accessories of surveying instruments |
| | | 901580 | 3,057,470 | Other surveying instruments |

| Reporter | Flow | HS | Export | HS Description |
|----------|-----------|---------------------------------|-----------|---|
| Bahamas | Export | 840991 | 3,118,390 | Parts for internal combustion piston engines |
| | | 252100 | 1,314,442 | Limestone flux |
| | | 840999 | 340,800 | Parts for diesel or semi-diesel engines |
| | | 392690 | 335,093 | Other articles of plastic |
| | | 841440 | 320,540 | Air compressors mounted on a wheeled chassis for towing |
| | Import | 392690 | 8,456,154 | Other articles of plastic |
| | | 392490 | 3,405,512 | Household & toilet articles of plastic |
| | | 841989 | 2,828,262 | Other machinery materials treatment by change of temperature |
| | | 730900 | 2,207,503 | Tanks, vats, etc. > 300l |
| | | 841381 | 2,148,378 | Other pumps |
| Barbados | Export | 731029 | 2,582,157 | Other cans < 501l |
| | | 903300 | 469,293 | Parts and accessories for regulation & control instruments, nes |
| | | 847990 | 265,380 | Parts of machines |
| | | 392690 | 253,399 | Other articles of plastic |
| | | 320990 | 238,521 | Other paints and varnishes, in aqueous medium |
| | Import | 392690 | 4,420,841 | Other articles of plastic |
| | | 840999 | 4,278,340 | Parts for diesel or semi-diesel engines |
| | | 841381 | 1,796,576 | Other pumps |
| | | 847989 | 1,782,324 | Other machines, nes, having individual functions |
| 848180 | 1,696,971 | Other taps, cocks, valves, etc. | | |
| Belize | Export | 252100 | 109,216 | Limestone flux |
| | | 392690 | 74,589 | Other articles of plastic |
| | | 681099 | 67,396 | Other articles of cement, concrete |
| | | 220710 | 64,360 | Ethanol |
| | | 731029 | 63,433 | Other cans < 501l |
| | | 730900 | 1,567,081 | Tanks, vats, etc. > 300l |
| | Import | 392690 | 932,327 | Other articles of plastic |
| | | 731010 | 658,306 | Tanks, drums, etc. >50 l < 300 l |
| | | 841381 | 491,500 | Other pumps |
| | | 731029 | 408,105 | Other cans < 501l |
| Benin | Export | 840510 | 558,553 | Gas generators |
| | | 320910 | 121,766 | Paints and varnishes, in aqueous medium, acrylic or vinyl |
| | | 842220 | 64,750 | Machinery to clean, dry bottles, etc. |
| | | 320990 | 52,113 | Other paints and varnishes, in aqueous medium |
| | | 840999 | 49,393 | Parts for diesel or semi-diesel engines |
| | Import | 847990 | 1,090,100 | Parts of machines |
| | | 902830 | 1,038,110 | Electricity meters |
| | | 252100 | 962,852 | Limestone flux |
| | | 848180 | 852,452 | Other taps, cocks, valves, etc. |
| 392690 | 664,104 | Other articles of plastic | | |
| Bhutan | Export | 252100 | 312,011 | Limestone flux |
| | | 230210 | 36,822 | Bran sharps & other residues of maize |
| | | 392490 | 34,222 | Household & toilet articles of plastic |
| | | 960310 | 11,333 | Brooms, hand |
| | | 380210 | 9,262 | Activated carbon |
| | | 841012 | 1,433,566 | Hydraulic turbines |
| | Import | 841990 | 921,856 | Parts for heat exchange equipment |
| | | 847982 | 894,813 | Other machines for mixing/grinding |
| | | 841440 | 831,679 | Air compressors mounted on a wheeled chassis for towing |
| 841090 | 805,483 | Parts for hydraulic turbines | | |
| Bolivia | Export | 901580 | 6,390,843 | Other surveying instruments |
| | | 220710 | 3,319,339 | Ethanol |
| | | 841350 | 1,003,554 | Other reciprocating positive displacement pumps |
| | | 901590 | 923,906 | Parts & accessories of surveying instruments |
| | | 841440 | 918,488 | Air compressors mounted on a wheeled chassis for towing |

| Reporter | Flow | HS | Export | HS Description |
|------------|-------------|---|-------------|---|
| Bolivia | Import | 841940 | 8,810,533 | Distilling/rectifying plant |
| | | 848180 | 7,834,672 | Other taps, cocks, valves, etc. |
| | | 901580 | 5,242,761 | Other surveying instruments |
| | | 847989 | 4,260,928 | Other machines, nes, having individual functions |
| | | 840510 | 4,243,294 | Gas generators |
| Botswana | Export | 848180 | 577,202 | Other taps, cocks, valves, etc. |
| | | 901580 | 510,592 | Other surveying instruments |
| | | 320990 | 471,274 | Other paints and varnishes, in aqueous medium |
| | | 841440 | 338,169 | Air compressors mounted on a wheeled chassis for towing |
| | | 847990 | 262,349 | Parts of machines |
| | Import | 731021 | 25,310,481 | Cans < 50 l, closed by soldering or crimping |
| | | 392690 | 13,537,306 | Other articles of plastic |
| | | 848180 | 6,029,108 | Other taps, cocks, valves, etc. |
| | | 841381 | 4,389,559 | Other pumps |
| | | 842139 | 3,981,228 | Filtering or purifying machinery and apparatus for gases |
| Brazil | Export | 841430 | 393,584,864 | Compressors of a kind used in refrigerating equipment |
| | | 840999 | 364,807,200 | Parts for diesel or semi-diesel engines |
| | | 840991 | 354,665,766 | Parts for internal combustion piston engines |
| | | 903289 | 69,398,402 | Other automatic regulation & control instruments |
| | | 220710 | 56,381,901 | Ethanol |
| | Import | 847989 | 562,409,357 | Other machines, nes, having individual functions |
| | | 840991 | 259,929,827 | Parts for internal combustion piston engines |
| | | 840999 | 191,669,312 | Parts for diesel or semi-diesel engines |
| | | 854389 | 168,747,126 | Other electrical machines and apparatus with one function |
| | | 903289 | 167,322,718 | Other automatic regulation & control instruments |
| Cape Verde | Export | 841440 | 69,849 | Air compressors mounted on a wheeled chassis for towing |
| | | 840999 | 43,872 | Parts for diesel or semi-diesel engines |
| | | 903180 | 27,694 | Other measuring or checking instruments |
| | | 848140 | 8,000 | Valves, safety |
| | | 290511 | 5,503 | Methanol |
| | Import | 392690 | 537,607 | Other articles of plastic |
| | | 841381 | 487,936 | Other pumps |
| | | 840999 | 468,357 | Parts for diesel or semi-diesel engines |
| | | 848180 | 401,770 | Other taps, cocks, valves, etc. |
| 842220 | 392,103 | Machinery to clean, dry bottles, etc. | | |
| Chile | Export | 290511 | 228,288,203 | Methanol |
| | | 392020 | 10,182,162 | Polypropylene sheeting, etc. |
| | | 848180 | 9,217,264 | Other taps, cocks, valves, etc. |
| | | 392690 | 6,556,466 | Other articles of plastic |
| | | 841911 | 5,090,391 | Instantaneous gas water heaters |
| | Import | 847989 | 97,301,731 | Other machines, nes, having individual functions |
| | | 842833 | 57,983,447 | Other belt type continuous action elevators & conveyors |
| | | 848180 | 55,802,687 | Other taps, cocks, valves, etc. |
| | | 840999 | 45,175,567 | Parts for diesel or semi-diesel engines |
| 847410 | 43,092,287 | Sorting, screening, separating & washing machines | | |
| China | Export | 392690 | 688,706,778 | Other articles of plastic |
| | | 392490 | 229,571,559 | Household & toilet articles of plastic |
| | | 854389 | 167,828,280 | Other electrical machines and apparatus with one function |
| | | 847989 | 141,570,328 | Other machines, nes, having individual functions |
| | | 847290 | 129,874,090 | Other office machines |
| | Import | 847989 | 940,134,776 | Other machines, nes, having individual functions |
| | | 392690 | 443,325,670 | Other articles of plastic |
| | | 854140 | 227,948,985 | Photosensitive semiconductor devices, incl. solar cells |
| | | 903180 | 215,993,319 | Other measuring or checking instruments |
| 841430 | 189,393,566 | Compressors of a kind used in refrigerating equipment | | |

| Reporter | Flow | HS | Export | HS Description |
|------------|------------|---|------------|--|
| Colombia | Export | 392020 | 21,049,510 | Polypropylene sheeting, etc. |
| | | 392690 | 8,867,663 | Other articles of plastic |
| | | 281410 | 7,911,500 | Anhydrous ammonia |
| | | 283526 | 6,353,201 | Other phosphates of calcium |
| | | 392490 | 2,536,156 | Household & toilet articles of plastic |
| | Import | 848180 | 57,864,610 | Other taps, cocks, valves, etc. |
| | | 847989 | 46,417,017 | Other machines, nes, having individual functions |
| | | 840991 | 29,186,850 | Parts for internal combustion piston engines |
| | | 392690 | 28,869,545 | Other articles of plastic |
| 841430 | 28,350,619 | Compressors of a kind used in refrigerating equipment | | |
| Costa Rica | Export | 392690 | 18,803,329 | Other articles of plastic |
| | | 854389 | 15,007,230 | Other electrical machines and apparatus with one function |
| | | 847990 | 13,748,649 | Parts of machines |
| | | 220710 | 11,087,992 | Ethanol |
| | | 731021 | 8,437,554 | Cans < 50 l, closed by soldering or crimping |
| | Import | 392690 | 48,451,391 | Other articles of plastic |
| | | 847990 | 25,784,042 | Parts of machines |
| | | 847989 | 15,334,004 | Other machines, nes, having individual functions |
| | | 392020 | 9,472,018 | Polypropylene sheeting, etc. |
| 848180 | 9,241,276 | Other taps, cocks, valves, etc. | | |
| Croatia | Export | 903289 | 18,993,875 | Other automatic regulation & control instruments |
| | | 392690 | 8,841,920 | Other articles of plastic |
| | | 848180 | 7,839,917 | Other taps, cocks, valves, etc. |
| | | 847989 | 6,869,038 | Other machines, nes, having individual functions |
| | | 840991 | 6,665,225 | Parts for internal combustion piston engines |
| | Import | 848180 | 32,165,470 | Other taps, cocks, valves, etc. |
| | | 392690 | 21,312,989 | Other articles of plastic |
| | | 847989 | 20,616,489 | Other machines, nes, having individual functions |
| | | 840999 | 17,527,785 | Parts for diesel or semi-diesel engines |
| 841370 | 9,301,199 | Other centrifugal pumps | | |
| Cyprus | Export | 854389 | 2,144,459 | Other electrical machines and apparatus with one function |
| | | 841370 | 1,934,947 | Other centrifugal pumps |
| | | 392690 | 1,273,731 | Other articles of plastic |
| | | 847989 | 901,975 | Other machines, nes, having individual functions |
| | | 870892 | 796,063 | Silencers and exhaust pipes, motor vehicles |
| | Import | 841013 | 12,491,750 | Hydraulic turbines |
| | | 392690 | 9,719,251 | Other articles of plastic |
| | | 848180 | 9,091,443 | Other taps, cocks, valves, etc. |
| | | 842121 | 6,040,878 | Water filtering or purifying machinery and apparatus |
| 841370 | 5,370,418 | Other centrifugal pumps | | |
| Dominica | Export | 841381 | 50,140 | Other pumps |
| | | 847989 | 49,798 | Other machines, nes, having individual functions |
| | | 841940 | 43,269 | Distilling/rectifying plant |
| | | 847982 | 35,185 | Other machines for mixing/grinding |
| | | 841919 | 31,350 | Other instantaneous or storage water heaters, non-electric |
| | Import | 283525 | 663,343 | Calcium hydrogenorthophosphate |
| | | 392690 | 537,883 | Other articles of plastic |
| | | 281512 | 247,007 | Sodium hydroxide in aqueous solution |
| | | 392490 | 208,248 | Household & toilet articles of plastic |
| 841381 | 171,424 | Other pumps | | |
| Ecuador | Export | 392020 | 8,851,338 | Polypropylene sheeting, etc. |
| | | 220710 | 5,613,561 | Ethanol |
| | | 731021 | 3,022,751 | Cans < 50 l, closed by soldering or crimping |
| | | 848180 | 1,661,065 | Other taps, cocks, valves, etc. |
| | | 731029 | 1,304,288 | Other cans < 50l |

| Reporter | Flow | HS | Export | HS Description |
|-------------|--------|--------|------------|--|
| Ecuador | Import | 848180 | 20,559,607 | Other taps, cocks, valves, etc. |
| | | 840991 | 14,649,913 | Parts for internal combustion piston engines |
| | | 840999 | 14,275,728 | Parts for diesel or semi-diesel engines |
| | | 841370 | 10,238,787 | Other centrifugal pumps |
| | | 847989 | 9,197,684 | Other machines, nes, having individual functions |
| El Salvador | Export | 220710 | 5,597,346 | Ethanol |
| | | 392020 | 4,063,256 | Polypropylene sheeting, etc. |
| | | 731029 | 2,973,262 | Other cans < 50l |
| | | 392690 | 2,349,188 | Other articles of plastic |
| | | 320910 | 2,347,931 | Paints and varnishes, in aqueous medium, acrylic or vinyl |
| | Import | 392020 | 9,842,123 | Polypropylene sheeting, etc. |
| | | 392690 | 8,033,404 | Other articles of plastic |
| | | 320990 | 4,832,537 | Other paints and varnishes, in aqueous medium |
| | | 841780 | 4,763,451 | Other furnaces, ovens, incinerators, non-electric |
| | | 842833 | 4,389,096 | Other belt type continuous action elevators & conveyors |
| Ethiopia | Export | 230210 | 33,237 | Bran sharps & other residues of maize |
| | | 851629 | 3,954 | Other electric space heating and soil heating apparatus |
| | | 690390 | 1,260 | Other refractory ceramic goods |
| | | 690290 | 156 | Other refractory bricks, blocks, tiles etc. |
| | | 392690 | 79 | Other articles of plastic |
| | Import | 848180 | 2,750,241 | Other taps, cocks, valves, etc. |
| | | 840991 | 2,572,680 | Parts for internal combustion piston engines |
| | | 847990 | 2,161,480 | Parts of machines |
| | | 731021 | 2,017,301 | Cans < 50 l, closed by soldering or crimping |
| | | 841090 | 1,661,378 | Parts for hydraulic turbines |
| Fiji | Export | 320990 | 295,773 | Other paints and varnishes, in aqueous medium |
| | | 392690 | 145,612 | Other articles of plastic |
| | | 901540 | 68,783 | Photometric surveying instruments |
| | | 320910 | 65,681 | Paints and varnishes, in aqueous medium, acrylic or vinyl |
| | | 731021 | 55,180 | Cans < 50 l, closed by soldering or crimping |
| Gabon | Export | 903180 | 1,045,155 | Other measuring or checking instruments |
| | | 901580 | 741,849 | Other surveying instruments |
| | | 701990 | 511,389 | Other glass fiber products |
| | | 903281 | 301,205 | Hydraulic/pneumatic automatic regulate, control instruments |
| | | 903089 | 284,737 | Other measuring instruments & apparatus |
| | Import | 848180 | 8,100,323 | Other taps, cocks, valves, etc. |
| | | 840999 | 5,513,149 | Parts for diesel or semi-diesel engines |
| | | 841381 | 4,686,963 | Other pumps |
| | | 841990 | 2,335,631 | Parts for heat exchange equipment |
| | | 841490 | 1,827,687 | Parts for air or gas compressors, fans or hoods |
| Gambia | Export | 903180 | 80,749 | Other measuring or checking instruments |
| | | 847439 | 49,380 | Other mixing or kneading machines for earth, stone, sand, etc. |
| | | 850231 | 28,687 | Other generating sets; wind powered |
| | | 392490 | 17,592 | Household & toilet articles of plastic |
| | | 840999 | 6,031 | Parts for diesel or semi-diesel engines |
| | Import | 392490 | 926,493 | Household & toilet articles of plastic |
| | | 841381 | 327,399 | Other pumps |
| | | 320990 | 293,553 | Other paints and varnishes, in aqueous medium |
| | | 281511 | 286,804 | Sodium hydroxide solid |
| | | 281512 | 263,158 | Sodium hydroxide in aqueous solution |
| Georgia | Export | 220710 | 2,016,284 | Ethanol |
| | | 847989 | 856,563 | Other machines, nes, having individual functions |
| | | 842121 | 406,222 | Water filtering or purifying machinery and apparatus |
| | | 841990 | 310,750 | Parts for heat exchange equipment |
| | | 903010 | 293,486 | Ionizing radiation measuring & detecting instruments |

| Reporter | Flow | HS | Export | HS Description |
|-----------|-----------|--|------------|--|
| Georgia | Import | 847990 | 3,516,444 | Parts of machines |
| | | 902830 | 2,817,481 | Electricity meters |
| | | 220710 | 2,347,302 | Ethanol |
| | | 841990 | 1,423,177 | Parts for heat exchange equipment |
| | | 392690 | 834,067 | Other articles of plastic |
| Grenada | Export | 847989 | 504,196 | Other machines, nes, having individual functions |
| | | 392690 | 299,445 | Other articles of plastic |
| | | 848110 | 100,626 | Valves, pressure reducing |
| | | 902680 | 29,288 | Other instruments for measuring liquids or gases |
| | | 730900 | 17,110 | Tanks, vats, etc. > 300l |
| | Import | 392690 | 4,216,662 | Other articles of plastic |
| | | 847432 | 1,449,278 | Mixing machines |
| | | 392490 | 343,975 | Household & toilet articles of plastic |
| | | 841381 | 303,987 | Other pumps |
| | | 848110 | 296,418 | Valves, pressure reducing |
| Guatemala | Export | 220710 | 8,912,923 | Ethanol |
| | | 731029 | 5,997,228 | Other cans < 50l |
| | | 280110 | 5,427,049 | Chlorine, Hydrogen peroxide |
| | | 392490 | 2,791,594 | Household & toilet articles of plastic |
| | | 731021 | 2,463,557 | Cans < 50 l, closed by soldering or crimping |
| | Import | 840991 | 12,990,795 | Parts for internal combustion piston engines |
| | | 841381 | 10,280,909 | Other pumps |
| | | 392690 | 9,556,158 | Other articles of plastic |
| | | 392020 | 9,501,317 | Polypropylene sheeting, etc. |
| | | 840999 | 8,739,388 | Parts for diesel or semi-diesel engines |
| Guinea | Export | 281830 | 76,795,750 | Aluminium hydroxide |
| | | 847439 | 497,243 | Other mixing or kneading machines for earth, stone, sand, etc. |
| | | 847432 | 341,750 | Mixing machines |
| | | 841490 | 61,900 | Parts for air or gas compressors, fans or hoods |
| | | 901580 | 38,248 | Other surveying instruments |
| | Import | 281512 | 6,817,313 | Sodium hydroxide in aqueous solution |
| | | 841090 | 1,870,810 | Parts for hydraulic turbines |
| | | 281511 | 1,123,811 | Sodium hydroxide solid |
| | | 848180 | 1,084,105 | Other taps, cocks, valves, etc. |
| 840999 | 821,827 | Parts for diesel or semi-diesel engines | | |
| Haiti | Export | 854389 | 1,804,659 | Other electrical machines and apparatus with one function |
| | | 731029 | 70,040 | Other cans < 50l |
| | | 392690 | 14,150 | Other articles of plastic |
| | | 960350 | 11,285 | Brushes as parts of machines, appliances |
| | | 847290 | 4,042 | Other office machines |
| Honduras | Export | 320990 | 4,222,146 | Other paints and varnishes, in aqueous medium |
| | | 392020 | 722,845 | Polypropylene sheeting, etc. |
| | | 681099 | 246,019 | Other articles of cement, concrete |
| | | 847410 | 198,815 | Sorting, screening, separating & washing machines |
| | | 960310 | 189,113 | Brooms, hand |
| | Import | 392020 | 5,802,597 | Polypropylene sheeting, etc. |
| | | 392690 | 5,207,219 | Other articles of plastic |
| | | 840999 | 5,130,641 | Parts for diesel or semi-diesel engines |
| 841381 | 4,651,961 | Other pumps | | |
| 840991 | 4,386,594 | Parts for internal combustion piston engines | | |
| India | Export | 392690 | 45,489,413 | Other articles of plastic |
| | | 840999 | 36,487,328 | Parts for diesel or semi-diesel engines |
| | | 848180 | 28,256,102 | Other taps, cocks, valves, etc. |
| | | 840991 | 27,729,028 | Parts for internal combustion piston engines |
| | | 847990 | 21,673,242 | Parts of machines |

| Reporter | Flow | HS | Export | HS Description |
|------------|--------|--------|-------------|--|
| India | Import | 281410 | 183,043,456 | Anhydrous ammonia |
| | | 848180 | 100,662,676 | Other taps, cocks, valves, etc. |
| | | 847989 | 99,648,188 | Other machines, nes, having individual functions |
| | | 840999 | 87,322,232 | Parts for diesel or semi-diesel engines |
| | | 903180 | 73,550,303 | Other measuring or checking instruments |
| Indonesia | Export | 281410 | 95,929,530 | Anhydrous ammonia |
| | | 392020 | 44,395,913 | Polypropylene sheeting, etc. |
| | | 290511 | 43,936,421 | Methanol |
| | | 730900 | 30,075,457 | Tanks, vats, etc. > 300l |
| | | 853931 | 29,834,202 | Fluorescent lamps, hot cathode |
| | Import | 848180 | 111,982,573 | Other taps, cocks, valves, etc. |
| | | 841480 | 98,603,886 | Other air or gas compressors or hoods |
| | | 840999 | 91,684,558 | Parts for diesel or semi-diesel engines |
| | | 840991 | 87,686,289 | Parts for internal combustion piston engines |
| | | 841989 | 75,389,497 | Other machinery materials treatment by change of temperature |
| Iran | Export | 392490 | 15,641,127 | Household & toilet articles of plastic |
| | | 281410 | 13,825,016 | Anhydrous ammonia |
| | | 392690 | 10,427,472 | Other articles of plastic |
| | | 290511 | 10,263,611 | Methanol |
| | | 731029 | 6,521,448 | Other cans < 501l |
| | Import | 841430 | 86,410,013 | Compressors of a kind used in refrigerating equipment |
| | | 848180 | 52,715,031 | Other taps, cocks, valves, etc. |
| | | 840999 | 48,959,240 | Parts for diesel or semi-diesel engines |
| | | 848110 | 48,019,959 | Valves, pressure reducing |
| | | 847989 | 41,867,038 | Other machines, nes, having individual functions |
| Jamaica | Export | 220710 | 20,750,516 | Ethanol |
| | | 281830 | 7,740,354 | Aluminium hydroxide |
| | | 252100 | 1,123,756 | Limestone flux |
| | | 902680 | 327,610 | Other instruments for measuring liquids or gases |
| | | 848110 | 263,843 | Valves, pressure reducing |
| | Import | 281512 | 28,146,980 | Sodium hydroxide in aqueous solution |
| | | 392690 | 9,129,270 | Other articles of plastic |
| | | 848110 | 7,117,322 | Valves, pressure reducing |
| | | 848180 | 5,793,263 | Other taps, cocks, valves, etc. |
| | | 841381 | 4,977,009 | Other pumps |
| Jordan | Export | 841381 | 5,888,931 | Other pumps |
| | | 320990 | 3,279,034 | Other paints and varnishes, in aqueous medium |
| | | 392020 | 3,164,524 | Polypropylene sheeting, etc. |
| | | 560314 | 1,589,931 | Man-made filament weighing >150g/sqm |
| | | 392690 | 1,486,350 | Other articles of plastic |
| | Import | 848110 | 11,883,491 | Valves, pressure reducing |
| | | 841381 | 10,092,519 | Other pumps |
| | | 847989 | 7,260,742 | Other machines, nes, having individual functions |
| | | 392020 | 6,749,939 | Polypropylene sheeting, etc. |
| | | 392690 | 5,734,685 | Other articles of plastic |
| Kazakhstan | Export | 903180 | 10,048,647 | Other measuring or checking instruments |
| | | 847989 | 3,388,997 | Other machines, nes, having individual functions |
| | | 840999 | 2,986,744 | Parts for diesel or semi-diesel engines |
| | | 848180 | 2,772,443 | Other taps, cocks, valves, etc. |
| | | 901580 | 1,832,745 | Other surveying instruments |
| | Import | 848180 | 26,510,080 | Other taps, cocks, valves, etc. |
| | | 841990 | 20,963,641 | Parts for heat exchange equipment |
| | | 901580 | 14,803,789 | Other surveying instruments |
| | | 842121 | 13,622,087 | Water filtering or purifying machinery and apparatus |
| | | 840999 | 13,051,836 | Parts for diesel or semi-diesel engines |

| Reporter | Flow | HS | Export | HS Description |
|------------|--------|--------|-------------|---|
| Kenya | Export | 220710 | 1,832,980 | Ethanol |
| | | 730900 | 1,250,025 | Tanks, vats, etc. > 300l |
| | | 320990 | 1,138,674 | Other paints and varnishes, in aqueous medium |
| | | 392490 | 1,136,622 | Household & toilet articles of plastic |
| | | 731010 | 988,668 | Tanks, drums, etc. >50 l < 300 l |
| | Import | 848180 | 6,928,049 | Other taps, cocks, valves, etc. |
| | | 840999 | 6,101,494 | Parts for diesel or semi-diesel engines |
| | | 841370 | 4,687,347 | Other centrifugal pumps |
| | | 281511 | 4,183,055 | Sodium hydroxide solid |
| | | 840991 | 3,210,151 | Parts for internal combustion piston engines |
| Lebanon | Export | 392020 | 2,559,753 | Polypropylene sheeting, etc. |
| | | 701990 | 2,301,558 | Other glass fiber products |
| | | 320990 | 1,805,861 | Other paints and varnishes, in aqueous medium |
| | | 392690 | 1,446,155 | Other articles of plastic |
| | | 890790 | 1,268,832 | Other floating structures |
| | Import | 848180 | 20,146,487 | Other taps, cocks, valves, etc. |
| | | 392690 | 14,474,980 | Other articles of plastic |
| | | 841381 | 8,642,833 | Other pumps |
| | | 840991 | 6,664,458 | Parts for internal combustion piston engines |
| | | 847989 | 6,445,843 | Other machines, nes, having individual functions |
| Madagascar | Export | 902680 | 706,232 | Other instruments for measuring liquids or gases |
| | | 392690 | 483,543 | Other articles of plastic |
| | | 841011 | 264,830 | Hydraulic turbines |
| | | 903039 | 145,806 | Other electrical measurement instruments |
| | | 902620 | 145,194 | Instruments for measuring or checking pressure |
| | Import | 840999 | 2,236,353 | Parts for diesel or semi-diesel engines |
| | | 281511 | 1,135,837 | Sodium hydroxide solid |
| | | 392690 | 1,108,134 | Other articles of plastic |
| | | 848180 | 897,111 | Other taps, cocks, valves, etc. |
| | | 841381 | 654,141 | Other pumps |
| Malaysia | Export | 854140 | 443,978,867 | Photosensitive semiconductor devices, incl. solar cells |
| | | 392690 | 166,129,318 | Other articles of plastic |
| | | 847990 | 111,725,454 | Parts of machines |
| | | 903289 | 91,426,082 | Other automatic regulation & control instruments |
| | | 841480 | 90,807,821 | Other air or gas compressors or hoods |
| | Import | 847989 | 729,673,971 | Other machines, nes, having individual functions |
| | | 392690 | 304,868,422 | Other articles of plastic |
| | | 903180 | 294,632,483 | Other measuring or checking instruments |
| | | 847990 | 260,364,160 | Parts of machines |
| | | 903190 | 220,246,227 | Parts and accessories for measuring/checking instruments |
| Mauritius | Export | 902780 | 7,707,919 | Other instruments for physical or chemical analysis |
| | | 392690 | 1,062,605 | Other articles of plastic |
| | | 220710 | 373,301 | Ethanol |
| | | 902790 | 223,537 | Parts for instruments, incl. microtomes |
| | | 847989 | 197,121 | Other machines, nes, having individual functions |
| | Import | 392690 | 7,365,883 | Other articles of plastic |
| | | 848180 | 4,802,654 | Other taps, cocks, valves, etc. |
| | | 281410 | 3,921,140 | Anhydrous ammonia |
| | | 840999 | 2,882,705 | Parts for diesel or semi-diesel engines |
| | | 847989 | 2,699,068 | Other machines, nes, having individual functions |
| Mexico | Export | 848180 | 682,857,952 | Other taps, cocks, valves, etc. |
| | | 854389 | 674,702,848 | Other electrical machines and apparatus with one function |
| | | 392690 | 596,892,678 | Other articles of plastic |
| | | 840999 | 524,318,803 | Parts for diesel or semi-diesel engines |
| | | 840991 | 516,776,355 | Parts for internal combustion piston engines |

| Reporter | Flow | HS | Export | HS Description |
|-----------|-----------|---|---------------|--|
| Mexico | Import | 392690 | 2,960,037,683 | Other articles of plastic |
| | | 840991 | 961,282,880 | Parts for internal combustion piston engines |
| | | 847989 | 891,620,262 | Other machines, nes, having individual functions |
| | | 842139 | 429,422,099 | Filtering or purifying machinery and apparatus for gases |
| | | 903289 | 408,376,957 | Other automatic regulation & control instruments |
| Mongolia | Export | 851490 | 1,414,142 | Parts for industrial or laboratory electric furnaces |
| | | 847439 | 330,000 | Other mixing or kneading machines for earth, stone, sand, etc. |
| | | 220710 | 172,781 | Ethanol |
| | | 851430 | 158,777 | Industrial/lab electric furnaces & ovens, nes |
| | | 841350 | 108,433 | Other reciprocating positive displacement pumps |
| | Import | 841381 | 1,845,403 | Other pumps |
| | | 903090 | 1,495,585 | Parts and accessories for measuring instruments |
| | | 848180 | 1,301,641 | Other taps, cocks, valves, etc. |
| | | 840999 | 1,131,992 | Parts for diesel or semi-diesel engines |
| | | 392690 | 887,507 | Other articles of plastic |
| Namibia | Export | 901580 | 3,582,074 | Other surveying instruments |
| | | 840999 | 1,689,817 | Parts for diesel or semi-diesel engines |
| | | 392490 | 608,492 | Household & toilet articles of plastic |
| | | 392690 | 316,663 | Other articles of plastic |
| | | 230210 | 183,701 | Bran sharps & other residues of maize |
| | Import | 731021 | 13,408,119 | Cans < 50 l, closed by soldering or crimping |
| | | 840999 | 5,821,393 | Parts for diesel or semi-diesel engines |
| | | 901580 | 4,132,172 | Other surveying instruments |
| | | 392690 | 3,979,081 | Other articles of plastic |
| | | 392490 | 2,482,087 | Household & toilet articles of plastic |
| Nepal | Export | 960310 | 683,571 | Brooms, hand |
| | | 252100 | 238,968 | Limestone flux |
| | | 730900 | 70,571 | Tanks, vats, etc. > 300l |
| | | 731010 | 41,420 | Tanks, drums, etc. >50 l < 300 l |
| | | 848130 | 31,892 | Valves, check |
| | Import | 847989 | 21,207,362 | Other machines, nes, having individual functions |
| | | 854389 | 4,241,060 | Other electrical machines and apparatus with one function |
| | | 841090 | 2,963,908 | Parts for hydraulic turbines |
| | | 843680 | 2,579,497 | Other machinery |
| 902780 | 1,866,832 | Other instruments for physical or chemical analysis | | |
| Nicaragua | Export | 220710 | 2,592,061 | Ethanol |
| | | 380210 | 991,524 | Activated carbon |
| | | 731010 | 211,366 | Tanks, drums, etc. >50 l < 300 l |
| | | 903180 | 109,699 | Other measuring or checking instruments |
| | | 841012 | 104,000 | Hydraulic turbines |
| | Import | 840999 | 4,943,263 | Parts for diesel or semi-diesel engines |
| | | 841381 | 3,270,341 | Other pumps |
| | | 392690 | 2,423,267 | Other articles of plastic |
| 840991 | 2,126,895 | Parts for internal combustion piston engines | | |
| 848180 | 1,878,061 | Other taps, cocks, valves, etc. | | |
| Niger | Export | 847989 | 71,123 | Other machines, nes, having individual functions |
| | | 731010 | 66,879 | Tanks, drums, etc. >50 l < 300 l |
| | | 902730 | 60,818 | Spectrometers, etc. |
| | | 841440 | 38,290 | Air compressors mounted on a wheeled chassis for towing |
| | | 847982 | 34,692 | Other machines for mixing/grinding |
| | Import | 281511 | 1,157,601 | Sodium hydroxide solid |
| | | 281512 | 575,905 | Sodium hydroxide in aqueous solution |
| | | 841381 | 495,826 | Other pumps |
| | | 840991 | 442,754 | Parts for internal combustion piston engines |
| 848180 | 420,885 | Other taps, cocks, valves, etc. | | |

| Reporter | Flow | HS | Export | HS Description |
|-------------|--------|--------|------------|---|
| Nigeria | Export | 847989 | 1,669,186 | Other machines, nes, having individual functions |
| | | 890790 | 1,480,856 | Other floating structures |
| | | 731029 | 1,356,478 | Other cans < 50l |
| | | 731010 | 1,271,800 | Tanks, drums, etc. >50 l < 300 l |
| | | 841410 | 658,927 | Vacuum pumps |
| | Import | 841381 | 19,488,149 | Other pumps |
| | | 392020 | 15,336,585 | Polypropylene sheeting, etc. |
| | | 281511 | 15,130,714 | Sodium hydroxide solid |
| | | 848180 | 12,894,796 | Other taps, cocks, valves, etc. |
| | | 847290 | 10,609,822 | Other office machines |
| Oman | Export | 392490 | 2,400,526 | Household & toilet articles of plastic |
| | | 731021 | 1,562,024 | Cans < 50 l, closed by soldering or crimping |
| | | 392020 | 1,382,297 | Polypropylene sheeting, etc. |
| | | 281511 | 1,276,506 | Sodium hydroxide solid |
| | | 848180 | 1,037,989 | Other taps, cocks, valves, etc. |
| | Import | 840999 | 13,673,019 | Parts for diesel or semi-diesel engines |
| | | 841370 | 12,201,624 | Other centrifugal pumps |
| | | 848180 | 9,343,462 | Other taps, cocks, valves, etc. |
| | | 701990 | 7,691,747 | Other glass fiber products |
| | | 842121 | 6,644,562 | Water filtering or purifying machinery and apparatus |
| Panama | Export | 220710 | 2,834,118 | Ethanol |
| | | 392490 | 999,948 | Household & toilet articles of plastic |
| | | 282410 | 965,516 | Lead monoxide |
| | | 392690 | 342,970 | Other articles of plastic |
| | | 730900 | 234,635 | Tanks, vats, etc. > 300l |
| | Import | 392690 | 9,250,491 | Other articles of plastic |
| | | 840999 | 4,875,615 | Parts for diesel or semi-diesel engines |
| | | 848180 | 3,718,698 | Other taps, cocks, valves, etc. |
| | | 392490 | 3,159,878 | Household & toilet articles of plastic |
| | | 841381 | 3,032,509 | Other pumps |
| Paraguay | Export | 841090 | 535,644 | Parts for hydraulic turbines |
| | | 842119 | 410,599 | Other centrifuges |
| | | 392490 | 232,213 | Household & toilet articles of plastic |
| | | 252100 | 166,478 | Limestone flux |
| | | 841459 | 149,535 | Other fans |
| | Import | 848180 | 7,085,717 | Other taps, cocks, valves, etc. |
| | | 841370 | 3,841,149 | Other centrifugal pumps |
| | | 392690 | 3,586,392 | Other articles of plastic |
| | | 853931 | 3,292,356 | Fluorescent lamps, hot cathode |
| | | 840999 | 3,228,473 | Parts for diesel or semi-diesel engines |
| Peru | Export | 283525 | 5,840,110 | Calcium hydrogenorthophosphate |
| | | 281512 | 4,863,263 | Sodium hydroxide in aqueous solution |
| | | 392020 | 3,745,980 | Polypropylene sheeting, etc. |
| | | 282410 | 2,254,576 | Lead monoxide |
| | | 280110 | 981,799 | Chlorine, Hydrogen peroxide |
| | Import | 848180 | 32,316,191 | Other taps, cocks, valves, etc. |
| | | 840999 | 28,268,469 | Parts for diesel or semi-diesel engines |
| | | 847989 | 16,283,948 | Other machines, nes, having individual functions |
| | | 854389 | 16,224,019 | Other electrical machines and apparatus with one function |
| | | 392690 | 15,336,301 | Other articles of plastic |
| Philippines | Export | 854140 | 97,997,496 | Photosensitive semiconductor devices, incl. solar cells |
| | | 847990 | 44,771,084 | Parts of machines |
| | | 392020 | 31,789,313 | Polypropylene sheeting, etc. |
| | | 380210 | 29,415,814 | Activated carbon |
| | | 847989 | 22,344,030 | Other machines, nes, having individual functions |

| Reporter | Flow | HS | Export | HS Description |
|----------------------------------|------------|-----------------------------------|---------------|---|
| Philippines | Import | 847990 | 294,392,288 | Parts of machines |
| | | 847989 | 280,602,184 | Other machines, nes, having individual functions |
| | | 392690 | 78,145,996 | Other articles of plastic |
| | | 281410 | 39,938,736 | Anhydrous ammonia |
| | | 841430 | 39,110,151 | Compressors of a kind used in refrigerating equipment |
| Qatar | Export | 281410 | 64,683,032 | Anhydrous ammonia |
| | | 392490 | 106,966 | Household & toilet articles of plastic |
| | | 731010 | 3,866 | Tanks, drums, etc. >50 l < 300 l |
| | | 681099 | 3,543 | Other articles of cement, concrete |
| | | 730900 | 3,461 | Tanks, vats, etc. > 300l |
| | Import | 848110 | 55,286,764 | Valves, pressure reducing |
| | | 847990 | 53,181,520 | Parts of machines |
| | | 841490 | 46,117,172 | Parts for air or gas compressors, fans or hoods |
| | | 841960 | 44,140,284 | Machinery for liquefying air or other gases |
| | | 903300 | 35,311,640 | Parts and accessories for regulation & control instruments, nes |
| Rep. of Korea | Export | 847989 | 643,536,826 | Other machines, nes, having individual functions |
| | | 841430 | 343,498,035 | Compressors of a kind used in refrigerating equipment |
| | | 392690 | 282,940,714 | Other articles of plastic |
| | | 847990 | 248,538,646 | Parts of machines |
| | | 848180 | 206,986,854 | Other taps, cocks, valves, etc. |
| | Import | 847989 | 1,883,472,525 | Other machines, nes, having individual functions |
| | | 903180 | 426,350,656 | Other measuring or checking instruments |
| | | 848180 | 426,029,990 | Other taps, cocks, valves, etc. |
| Saint Lucia | Export | 903190 | 508,164 | Parts and accessories for measuring/checking instruments |
| | | 848180 | 22,362 | Other taps, cocks, valves, etc. |
| | | 902290 | 17,258 | Other radiography apparatus and parts |
| | | 903031 | 14,899 | Multimeters |
| | | 841490 | 12,079 | Parts for air or gas compressors, fans or hoods |
| | Import | 392690 | 1,084,585 | Other articles of plastic |
| | | 840999 | 790,323 | Parts for diesel or semi-diesel engines |
| | | 848180 | 741,121 | Other taps, cocks, valves, etc. |
| | | 854389 | 577,705 | Other electrical machines and apparatus with one function |
| | | 392490 | 486,371 | Household & toilet articles of plastic |
| Saint Vincent and the Grenadines | Export | 847439 | 259,601 | Other mixing or kneading machines for earth, stone, sand, etc. |
| | | 681099 | 172,606 | Other articles of cement, concrete |
| | | 847989 | 101,281 | Other machines, nes, having individual functions |
| | | 901580 | 62,916 | Other surveying instruments |
| | | 846291 | 59,062 | Hydraulic presses |
| | Import | 392690 | 762,116 | Other articles of plastic |
| | | 392490 | 504,676 | Household & toilet articles of plastic |
| | | 848180 | 374,015 | Other taps, cocks, valves, etc. |
| Saudi Arabia | Export | 731029 | 349,398 | Other cans < 50l |
| | | 842121 | 331,009 | Water filtering or purifying machinery and apparatus |
| | | 290511 | 182,912,203 | Methanol |
| | | 281512 | 79,824,966 | Sodium hydroxide in aqueous solution |
| | | 701990 | 6,110,632 | Other glass fiber products |
| | Import | 731021 | 5,859,998 | Cans < 50 l, closed by soldering or crimping |
| | | 841090 | 5,013,009 | Parts for hydraulic turbines |
| | | 841430 | 108,710,107 | Compressors of a kind used in refrigerating equipment |
| | | 848180 | 89,999,749 | Other taps, cocks, valves, etc. |
| | | 841381 | 72,074,851 | Other pumps |
| 848110 | 53,181,247 | Valves, pressure reducing | | |
| 841990 | 50,490,723 | Parts for heat exchange equipment | | |

| Reporter | Flow | HS | Export | HS Description |
|-----------------------|--------|--------|---------------|---|
| Senegal | Export | 392490 | 1,733,875 | Household & toilet articles of plastic |
| | | 840999 | 1,706,565 | Parts for diesel or semi-diesel engines |
| | | 731021 | 1,389,804 | Cans < 50 l, closed by soldering or crimping |
| | | 731010 | 727,538 | Tanks, drums, etc. >50 l < 300 l |
| | | 460120 | 618,990 | Mats, mattings & screens of vegetable materials |
| | Import | 840999 | 6,292,692 | Parts for diesel or semi-diesel engines |
| | | 848180 | 5,154,694 | Other taps, cocks, valves, etc. |
| | | 281410 | 4,978,965 | Anhydrous ammonia |
| | | 847989 | 2,805,842 | Other machines, nes, having individual functions |
| | | 392690 | 2,449,097 | Other articles of plastic |
| Serbia and Montenegro | Export | 840991 | 9,607,000 | Parts for internal combustion piston engines |
| | | 690210 | 8,164,000 | Goods containing magnesium, calcium/chromium etc. |
| | | 848180 | 6,289,000 | Other taps, cocks, valves, etc. |
| | | 840999 | 4,242,000 | Parts for diesel or semi-diesel engines |
| | | 732510 | 2,508,000 | Articles of cast iron |
| | Import | 281410 | 7,103,000 | Anhydrous ammonia |
| | | 392020 | 6,843,000 | Polypropylene sheeting, etc. |
| | | 281512 | 5,299,000 | Sodium hydroxide in aqueous solution |
| | | 841430 | 4,263,000 | Compressors of a kind used in refrigerating equipment |
| | | 848180 | 4,190,000 | Other taps, cocks, valves, etc. |
| Singapore | Export | 847989 | 518,976,026 | Other machines, nes, having individual functions |
| | | 847990 | 353,949,235 | Parts of machines |
| | | 392690 | 299,887,741 | Other articles of plastic |
| | | 841430 | 194,680,579 | Compressors of a kind used in refrigerating equipment |
| | | 854140 | 173,311,402 | Photosensitive semiconductor devices, incl. solar cells |
| | Import | 847989 | 1,347,404,787 | Other machines, nes, having individual functions |
| | | 847990 | 599,049,478 | Parts of machines |
| | | 840999 | 289,496,643 | Parts for diesel or semi-diesel engines |
| | | 854389 | 262,615,677 | Other electrical machines and apparatus with one function |
| | | 392690 | 261,098,998 | Other articles of plastic |
| Slovenia | Export | 841430 | 87,787,267 | Compressors of a kind used in refrigerating equipment |
| | | 902830 | 77,855,738 | Electricity meters |
| | | 848180 | 32,828,534 | Other taps, cocks, valves, etc. |
| | | 392690 | 26,787,641 | Other articles of plastic |
| | | 840991 | 25,316,104 | Parts for internal combustion piston engines |
| | Import | 847989 | 36,035,299 | Other machines, nes, having individual functions |
| | | 392690 | 34,889,906 | Other articles of plastic |
| | | 841430 | 25,771,285 | Compressors of a kind used in refrigerating equipment |
| | | 848180 | 22,298,969 | Other taps, cocks, valves, etc. |
| | | 731021 | 20,146,063 | Cans < 50 l, closed by soldering or crimping |
| Sri Lanka | Export | 380210 | 15,770,099 | Activated carbon |
| | | 960310 | 8,620,378 | Brooms, hand |
| | | 392690 | 1,651,973 | Other articles of plastic |
| | | 903180 | 1,033,557 | Other measuring or checking instruments |
| | | 903120 | 676,299 | Test benches |
| | Import | 392690 | 28,651,512 | Other articles of plastic |
| | | 848180 | 8,216,548 | Other taps, cocks, valves, etc. |
| | | 850590 | 7,681,912 | Electro magnets & similar devices |
| | | 392020 | 6,785,931 | Polypropylene sheeting, etc. |
| | | 847989 | 6,777,093 | Other machines, nes, having individual functions |
| Swaziland | Export | 220710 | 3,367,481 | Ethanol |
| | | 848180 | 1,503,983 | Other taps, cocks, valves, etc. |
| | | 847990 | 526,145 | Parts of machines |
| | | 283220 | 449,637 | Other sulphites |
| | | 392490 | 143,697 | Household & toilet articles of plastic |

| Reporter | Flow | HS | Export | HS Description |
|---------------------|--------|--------|-------------|--|
| Swaziland | Import | 731029 | 4,535,990 | Other cans < 50l |
| | | 841430 | 3,895,968 | Compressors of a kind used in refrigerating equipment |
| | | 841990 | 2,623,661 | Parts for heat exchange equipment |
| | | 731021 | 1,870,973 | Cans < 50 l, closed by soldering or crimping |
| | | 847989 | 1,511,416 | Other machines, nes, having individual functions |
| TFYR of Macedonia | Export | 220710 | 1,405,489 | Ethanol |
| | | 681099 | 807,214 | Other articles of cement, concrete |
| | | 392690 | 756,574 | Other articles of plastic |
| | | 842121 | 712,938 | Water filtering or purifying machinery and apparatus |
| | | 392020 | 694,191 | Polypropylene sheeting, etc. |
| | Import | 392690 | 6,261,258 | Other articles of plastic |
| | | 848180 | 3,167,146 | Other taps, cocks, valves, etc. |
| | | 392020 | 2,728,352 | Polypropylene sheeting, etc. |
| Thailand | Export | 841430 | 194,889,408 | Compressors of a kind used in refrigerating equipment |
| | | 854389 | 146,392,917 | Other electrical machines and apparatus with one function |
| | | 392690 | 139,355,157 | Other articles of plastic |
| | | 854140 | 88,125,763 | Photosensitive semiconductor devices, incl. solar cells |
| | | 840991 | 80,730,377 | Parts for internal combustion piston engines |
| | Import | 392690 | 667,617,109 | Other articles of plastic |
| | | 847989 | 499,340,555 | Other machines, nes, having individual functions |
| | | 840999 | 251,716,619 | Parts for diesel or semi-diesel engines |
| | | 903180 | 200,135,376 | Other measuring or checking instruments |
| | | 841430 | 187,715,925 | Compressors of a kind used in refrigerating equipment |
| Togo | Export | 840999 | 2,059,849 | Parts for diesel or semi-diesel engines |
| | | 841090 | 178,184 | Parts for hydraulic turbines |
| | | 847439 | 142,213 | Other mixing or kneading machines for earth, stone, sand, etc. |
| | | 841950 | 115,806 | Heat exchange units |
| | | 281511 | 91,510 | Sodium hydroxide solid |
| | Import | 841013 | 8,540,916 | Hydraulic turbines |
| | | 842191 | 650,194 | Parts of centrifuges |
| | | 690210 | 586,114 | Goods containing magnesium, calcium/chromium etc. |
| Trinidad and Tobago | Export | 281410 | 326,249,664 | Anhydrous ammonia |
| | | 290511 | 205,163,128 | Methanol |
| | | 841940 | 3,127,086 | Distilling/rectifying plant |
| | | 731029 | 2,464,367 | Other cans < 50l |
| | | 847989 | 2,380,735 | Other machines, nes, having individual functions |
| | Import | 841940 | 43,040,462 | Distilling/rectifying plant |
| | | 847989 | 16,060,387 | Other machines, nes, having individual functions |
| | | 841990 | 9,913,510 | Parts for heat exchange equipment |
| Tunisia | Export | 848180 | 8,836,828 | Other taps, cocks, valves, etc. |
| | | 392690 | 6,904,152 | Other articles of plastic |
| | | 392690 | 18,477,792 | Other articles of plastic |
| | | 283525 | 18,465,342 | Calcium hydrogenorthophosphate |
| | | 320910 | 5,742,849 | Paints and varnishes, in aqueous medium, acrylic or vinyl |
| | Import | 903210 | 4,038,379 | Thermostats |
| | | 901580 | 2,899,342 | Other surveying instruments |
| | | 281410 | 50,516,958 | Anhydrous ammonia |
| | | 392690 | 44,040,224 | Other articles of plastic |
| | | 840999 | 40,698,250 | Parts for diesel or semi-diesel engines |
| | | 847989 | 28,771,871 | Other machines, nes, having individual functions |
| | | 848180 | 26,070,392 | Other taps, cocks, valves, etc. |

| Reporter | Flow | HS | Export | HS Description |
|-------------------------|--------|--------|-------------|---|
| Turkey | Export | 840999 | 159,550,664 | Parts for diesel or semi-diesel engines |
| | | 392020 | 72,297,663 | Polypropylene sheeting, etc. |
| | | 840991 | 49,145,415 | Parts for internal combustion piston engines |
| | | 841911 | 38,543,527 | Instantaneous gas water heaters |
| | | 732510 | 27,151,871 | Articles of cast iron |
| | Import | 847989 | 243,166,304 | Other machines, nes, having individual functions |
| | | 392690 | 139,291,829 | Other articles of plastic |
| | | 840999 | 112,764,984 | Parts for diesel or semi-diesel engines |
| | | 848180 | 110,389,806 | Other taps, cocks, valves, etc. |
| | | 281410 | 76,772,018 | Anhydrous ammonia |
| Turkmenistan | Export | 281511 | 201,016 | Sodium hydroxide solid |
| | | 901590 | 142,858 | Parts & accessories of surveying instruments |
| | | 847989 | 97,052 | Other machines, nes, having individual functions |
| | | 841459 | 87,034 | Other fans |
| | | 841370 | 79,990 | Other centrifugal pumps |
| | Import | 848180 | 19,042,027 | Other taps, cocks, valves, etc. |
| | | 841490 | 17,014,058 | Parts for air or gas compressors, fans or hoods |
| | | 841480 | 9,635,737 | Other air or gas compressors or hoods |
| | | 841990 | 7,956,164 | Parts for heat exchange equipment |
| | | 730900 | 7,406,069 | Tanks, vats, etc. > 300l |
| Uganda | Export | 840410 | 350,461 | Auxiliary plant used with boilers |
| | | 850231 | 210,000 | Other generating sets; wind powered |
| | | 890710 | 144,000 | Inflatable rafts |
| | | 841790 | 121,238 | Parts of furnaces, non-electric |
| | | 392490 | 88,039 | Household & toilet articles of plastic |
| | Import | 841013 | 3,431,053 | Hydraulic turbines |
| | | 281511 | 2,836,703 | Sodium hydroxide solid |
| | | 841090 | 2,283,932 | Parts for hydraulic turbines |
| | | 902830 | 1,081,600 | Electricity meters |
| | | 847989 | 908,591 | Other machines, nes, having individual functions |
| United Rep. of Tanzania | Export | 901580 | 1,295,606 | Other surveying instruments |
| | | 903180 | 268,766 | Other measuring or checking instruments |
| | | 901590 | 201,640 | Parts & accessories of surveying instruments |
| | | 840999 | 137,074 | Parts for diesel or semi-diesel engines |
| | | 731010 | 127,329 | Tanks, drums, etc. >50 l < 300 l |
| | Import | 281511 | 3,876,673 | Sodium hydroxide solid |
| | | 847989 | 3,693,267 | Other machines, nes, having individual functions |
| | | 840999 | 2,322,565 | Parts for diesel or semi-diesel engines |
| | | 392490 | 1,963,571 | Household & toilet articles of plastic |
| | | 901580 | 1,755,283 | Other surveying instruments |
| Uruguay | Export | 847982 | 6,314,305 | Other machines for mixing/grinding |
| | | 320910 | 2,774,030 | Paints and varnishes, in aqueous medium, acrylic or vinyl |
| | | 731021 | 2,379,000 | Cans < 50 l, closed by soldering or crimping |
| | | 847989 | 1,861,208 | Other machines, nes, having individual functions |
| | | 392020 | 1,633,154 | Polypropylene sheeting, etc. |
| | Import | 847989 | 13,531,001 | Other machines, nes, having individual functions |
| | | 392690 | 10,710,472 | Other articles of plastic |
| | | 848180 | 9,085,139 | Other taps, cocks, valves, etc. |
| | | 392020 | 6,053,339 | Polypropylene sheeting, etc. |
| | | 854389 | 4,385,615 | Other electrical machines and apparatus with one function |
| Venezuela | Export | 290511 | 100,706,941 | Methanol |
| | | 281410 | 10,777,271 | Anhydrous ammonia |
| | | 281512 | 10,024,304 | Sodium hydroxide in aqueous solution |
| | | 848180 | 6,642,452 | Other taps, cocks, valves, etc. |
| | | 392690 | 6,553,033 | Other articles of plastic |

| Reporter | Flow | HS | Export | HS Description |
|-----------|--------|--------|-------------|--|
| Venezuela | Import | 841989 | 229,048,581 | Other machinery materials treatment by change of temperature |
| | | 841480 | 102,811,522 | Other air or gas compressors or hoods |
| | | 848180 | 99,652,525 | Other taps, cocks, valves, etc. |
| | | 841381 | 51,837,035 | Other pumps |
| | | 841430 | 48,972,846 | Compressors of a kind used in refrigerating equipment |
| Zambia | Export | 230210 | 1,523,046 | Bran sharps & other residues of maize |
| | | 848140 | 655,549 | Valves, safety |
| | | 902830 | 616,154 | Electricity meters |
| | | 841459 | 384,402 | Other fans |
| | | 392020 | 306,952 | Polypropylene sheeting, etc. |
| | Import | 841381 | 2,954,210 | Other pumps |
| | | 848180 | 1,914,009 | Other taps, cocks, valves, etc. |
| | | 690290 | 1,904,588 | Other refractory bricks, blocks, tiles etc. |
| | | 690210 | 1,733,472 | Goods containing magnesium, calcium/chromium etc. |
| | | 392690 | 1,616,866 | Other articles of plastic |
| Zimbabwe | Export | 220710 | 3,133,345 | Ethanol |
| | | 690220 | 864,344 | Refractory bricks blocks etc containing alumina, silica |
| | | 848180 | 823,403 | Other taps, cocks, valves, etc. |
| | | 392020 | 575,713 | Polypropylene sheeting, etc. |
| | | 320990 | 484,437 | Other paints and varnishes, in aqueous medium |

REFERENCES

- APEC, 2001, Survey of Environmental Markets in APEC, APEC Secretariat, Singapore.
- Comtrade, 2003, <http://unstats.un.org/unsd/comtrade>, Statistics Division, Department of Economic and Social Affairs, United Nations, New York.
- EBI, 1998, The Global Environmental Market and United States Environment Industry Competitiveness, Environmental Business International, Inc, San Francisco.
- GATT/WTO, 1991, Services sectoral classification list, Doc. MTN/GNS/W/120, WTO, Geneva.
- GoI, 2003, Ministry of Commerce and Industry, Government Of India, Trade Liberalization in Environmental Goods: Considerations for India, New Delhi.
- OECD, 1996, The Global Environmental Goods and Services Industry, OECD, Paris.
- OECD, 2001, Environmental Goods and Services: The Benefits of Further Global Trade Liberalization, OECD, Paris.
- OECD, 2003, Environmental Goods: A Comparison of the APEC and OECD Lists, OECD, Paris.
- OECD/EUROSTAT, 1999, The Global Environmental Goods and Services Industry: Manual for Data Collection and Analysis, Paris.
- UNCTAD, 1995, Environmental Preferable Products (EPPs) as a trade opportunity for developing countries, UNCTAD/COM/70, Geneva.
- UNCTAD, 2000, Traditional Knowledge Systems and National Experiences for Protecting Traditional Knowledge, Innovations and Practices, UNCTAD/TD/B/COM.1/EM.13, Geneva.
- UNCTAD, 2001, Ways to Ways to Enhance the Production and Export Capacities of Developing Countries of Agriculture and Food Products, Including Niche Products, such as Environmentally Preferable Products (EPP), UNCTAD/TD/B/COM.1/EM.15, Geneva.
- UNCTAD, 2002, UNCTAD Handbook of Statistics, UNCTAD, Geneva.
- UNCTAD, 2003, Environmental Goods and Services in Trade and Sustainable Development, TD/B/COM.1/EM.21/2, Geneva.
- US DoC, 1998, The U.S. Environmental Industry, Office of Technology Policy, U.S. Department of Commerce, Washington.
- World Bank, 2001, Trade and Production, 1976-1999, Nicita, A., and M. Olarreaga, Development Research Group, Trade, The World Bank, Washington.
- WTO, 2002, List of environmental goods, Doc. TN/TE/W/18, WTO, Geneva.
- WTO, 2003, Industrial Tariff Liberalization and the Doha Development Agenda, WTO, Geneva.